

# College of Law Data Booklet



Spring Term 2016  
Quality Enhancement  
Review

Prepared by the Office of Institutional Research

**College of Law  
SPRING TERM 2016**

Most recent available statistics

|   |           | Report<br>Page No(s) |
|---|-----------|----------------------|
| Degrees Offered   | 14        | 1                    |
| Faculty   | 78        | 2-4                  |
| Majors (Fall 2015 Headcount)  |           | 5-14                 |
| Undergraduate   | -         |                      |
| Graduate - Masters  | 18        |                      |
| Graduate - Specialist   | -         |                      |
| Graduate - Doctorate  | 596       |                      |
| Total   | 614       |                      |
| 2014-2015 Degrees Awarded   |           | 15-17                |
| Bachelors   | -         |                      |
| Masters   | 16        |                      |
| Specialist  | -         |                      |
| Doctorate   | 259       |                      |
| Total   | 275       |                      |
| Average Class Size (Fall 2015)  |           | 18                   |
| Undergraduate   |           |                      |
| Lower - classroom   | 0.0       |                      |
| Upper - classroom   | 0.0       |                      |
| Graduate - classroom  | 28.4      |                      |
| Credit Hours - Annual (2014-2015)   |           |                      |
| Fundable  | 19,272    | 19                   |
| Non-fundable  | 311       | 20                   |
| Total   | 19,583    | 21                   |
| University (fundable)   | 1,060,448 | SIF*                 |
| 2014-2015 College Fundable Hours As Percent of University Fundable Hours                                  | 1.8%      | calculated           |
| Student FTE's- Annual (state fundable 2014-2015)  |           | 19                   |
| Lower   | -         |                      |
| Upper   | -         |                      |
| Grad I  | 16.8      |                      |
| Grad II   | 585.4     |                      |
| Total   | 602.2     |                      |
| Credit Hours Percentages by Instructor Type (Fall 2014)   |           | 22                   |
| Faculty   | 91.7%     | calculated           |
| OPS Regular Faculty   | 0.0%      | calculated           |
| OPS Faculty Adjuncts  | 8.3%      | calculated           |
| Graduate Assistants   | 0.0%      | calculated           |
| A&P/USPS  | 0.0%      | calculated           |
| Phased Retirement   | 0.0%      | calculated           |
| Others  | 0.0%      | calculated           |
| Average Total Credit Hours Taught per Faculty FTE (All Hours, 2014-2015)                                  |           | 22                   |
| Fall Term   | 169.1     |                      |
| Spring Term   | 141.6     |                      |
| Academic Year   | 310.7     | calculated           |
| Annual Student FTE's Taught by all Faculty (Fall & Spring total hrs converted to annual FTE's, 2014-2015) |           | 34                   |
| Undergraduate (academic year hours/40)  | 0.2       | calculated           |
| Graduate (academic year hours/32)   | 521.1     | calculated           |
| Total   | 521.3     | calculated           |

*Note: most statistics are based on the Law account 144xxx. Related accounts may not be included in expenditures and in faculty courses and hours taught. \*SIF=Student Information File (Summer and Fall Final, Spring Preliminary)*

# College of Law Spring Term 2016

## Table of Contents

|   | <u>Page</u> |
|---|-------------|
| Degree Programs .....   | 1           |
| The Faculty.....  | 2           |
| Enrollment by major .....   | 5           |
| Degrees Awarded.....  | 15          |
| Average Class Size .....  | 18          |
| Credit Hours by Semester/Fall & Spring/Annual                                 |             |
| Fundable .....  | 19          |
| Non-fundable.....   | 20          |
| Total .....   | 21          |
| Credit Hours and Courses by Instructor Type.....                              |             |
| E&G Detail 2010-11 to 2014-15 .....   | 22          |
| Faculty Courses and Hours 2010-11 and 2014-15<br>(Individual Faculty Summary) |             |
| 2010-11 .....   | 23          |
| 2014-15 .....   | 29          |
| E&G Budgeted Faculty and Staff Lines.....                                     | 35          |
| E&G Expenditures by Summary Object Code .....                                 | 36          |
| Graduate Admissions .....   | 37          |

**College of Law  
Degree Programs**

| <b>Major Name</b> | <b>Major Code</b> | <b>Academic Plan Code</b> | <b>CIP Code</b> | <b>Degree Offered</b> |
|-------------------|-------------------|---------------------------|-----------------|-----------------------|
| Law               | 313410            | LAWAJD                    | 220101          | Juris Doctorate       |

***Joint Degrees***

| <b>Major Name</b>                     | <b>Major Code</b> | <b>Academic Plan Code</b> | <b>CIP Code</b> | <b>Degree Offered</b> |
|---------------------------------------|-------------------|---------------------------|-----------------|-----------------------|
| Law (Business)                        | 313411            | LAWBUSJD                  | 220101          | Juris Doctorate       |
| Law (Economics)                       | 313412            | LAWECOJD                  | 220101          | Juris Doctorate       |
| Law (International Affairs)           | 313413            | LAWINTJD                  | 220101          | Juris Doctorate       |
| Law (Public Administration)           | 313414            | LAWPADJD                  | 220101          | Juris Doctorate       |
| Law (Urban & Regional Planning)       | 313415            | LAWURPJD                  | 220101          | Juris Doctorate       |
| Law (Social Work)                     | 313416            | LAWSWKJD                  | 220101          | Juris Doctorate       |
| Law (Library and Information Studies) | 313417            | LAWLISJD                  | 220101          | Juris Doctorate       |
| Law (Family and Child Sciences)       | 313418            | LAWFCSJD                  | 220101          | Juris Doctorate       |
| Law (Sport Management)                | 313419            | LAWSPJJD                  | 220101          | Juris Doctorate       |
| Law (Aquatic Environmental Science)   | 313422            | LAWAESJD                  | 220101          | Juris Doctorate       |

| <b>Major Name</b>                | <b>Major Code</b> | <b>Academic Plan Code</b> | <b>CIP Code</b> | <b>Degree Offered</b> |
|----------------------------------|-------------------|---------------------------|-----------------|-----------------------|
| American Law for Foreign Lawyers | 313420            | LAWAMRLM                  | 220202          | Master of Law Letters |

| <b>Major Name</b>            | <b>Major Code</b> | <b>Academic Plan Code</b> | <b>CIP Code</b> | <b>Degree Offered</b> |
|------------------------------|-------------------|---------------------------|-----------------|-----------------------|
| Environmental Law and Policy | 313421            | LAWENVLM                  | 220207          | Master of Law Letters |

| <b>Major Name</b> | <b>Major Code</b> | <b>Academic Plan Code</b> | <b>CIP Code</b> | <b>Degree Offered</b> |
|-------------------|-------------------|---------------------------|-----------------|-----------------------|
| Juris Master      | 313423            | LAWJM                     | 220201          | Juris Master          |

*Source: Degree Program Inventory, FSU and SUS*

College of Law  
Faculty Demographics

Ranked Faculty

| Last Name    | First Name | Degree | Degree University                     | Admin. |                          | Tenure | FSU Hire  | Gender | Race     |
|--------------|------------|--------|---------------------------------------|--------|--------------------------|--------|-----------|--------|----------|
|              |            |        |                                       | Code   | Job Description          |        |           |        |          |
| Abbott       | Frederick  | LL.M.  | University of California at Berkeley  | 99     | Eminent Scholar 9 Mo SAL | 1      | 8/8/2000  | Male   | White    |
| Atkinson     | Robert     | J.D.   | Yale Law School                       | 99     | Professor 9 Mo SAL       | 1      | 8/7/1987  | Male   | White    |
| Bayern       | Shawn      | J.D.   | University of California at Berkeley  | 99     | Asoc Professor 9 Mo SAL  | 1      | 5/8/2009  | Male   | White    |
| Benavides    | Nancy      | J.D.   | University of Maryland                | D2     | Faculty Admin 12 Mo SAL  | 3      | 9/25/2000 | Female | Hispanic |
| Cahill       | Courtney   | J.D.   | Yale University                       | 99     | Professor 9 Mo SAL       | 1      | 5/7/2012  | Female | White    |
| Catalano     | Rosanna    | J.D.   | University of Florida                 | D2     | Faculty Admin 12 Mo SAL  | 3      | 8/3/2012  | Female | Hispanic |
| D' Alemberte | H Talbot   | J.D.   | University of Florida                 | 99     | Professor 12 Mo SAL      | 3      | 7/2/1984  | Male   | White    |
| Eisenberg    | Avlana     | J.D.   | Stanford University                   | 99     | Asst Professor 9 Mo SAL  | 2      | 5/11/2015 | Female | White    |
| Hsu          | Shi-Ling   | Ph.D.  | University of California at Davis     | D2     | Professor 9 Mo SAL       | 1      | 5/7/2012  | Male   | Asian    |
| Ingram       | Janeia     | J.D.   | Florida State University              | D3     | Faculty Admin 12 Mo SAL  | 3      | 7/14/2008 | Female | Black    |
| Johnson      | Steve      | J.D.   | New York University                   | 99     | Professor 9 Mo SAL       | 1      | 5/9/2011  | Male   | White    |
| Kahn         | Jeffrey    | J.D.   | University of Michigan                | 99     | Professor 9 Mo SAL       | 1      | 5/9/2011  | Male   | White    |
| Kesten       | Jay        | LL.M.  | Harvard University                    | 99     | Asst Professor 9 Mo SAL  | 2      | 5/9/2011  | Male   | White    |
| Landau       | David      | Ph.D.  | Harvard University                    | D2     | Asoc Professor 9 Mo SAL  | 1      | 8/9/2010  | Male   | White    |
| Lee          | Tahirih    | Ph.D.  | Yale University                       | 99     | Asoc Professor 9 Mo SAL  | 1      | 8/9/1999  | Female | White    |
| Linford      | Jake       | J.D.   | University of Chicago                 | 99     | Asst Professor 9 Mo SAL  | 2      | 8/9/2010  | Male   | White    |
| Logan        | Wayne      | J.D.   | University of Wisconsin               | 99     | Professor 9 Mo SAL       | 1      | 5/9/2007  | Male   | White    |
| Markell      | David      | J.D.   | University of Virginia                | 99     | Professor 9 Mo SAL       | 1      | 5/8/2002  | Male   | White    |
| Miller       | Catherine  | B.A.   | Columbia University                   | D3     | Faculty Admin 12 Mo SAL  | 3      | 6/14/2010 | Female | White    |
| Mungan       | Murat      | Ph.D.  | Boston College                        | 99     | Asst Professor 9 Mo SAL  | 2      | 8/19/2011 | Male   | White    |
| Pursley      | Garrick    | J.D.   | University of Texas                   | 99     | Asoc Professor 9 Mo SAL  | 1      | 5/7/2012  | Male   | White    |
| Ryan         | Erin       | J.D.   | Harvard Law School                    | 99     | Professor 9 Mo SAL       | 1      | 4/10/2015 | Female | White    |
| Seidenfeld   | Mark       | J.D.   | Stanford University                   | D2     | Professor 9 Mo SAL       | 1      | 8/7/1987  | Male   | White    |
| Sevier       | Justin     | J.D.   | Harvard University                    | 99     | Asst Professor 9 Mo SAL  | 2      | 5/11/2015 | Male   | White    |
| Spottswood   | Mark       | J.D.   | Northwestern University               | 99     | Asst Professor 9 Mo SAL  | 2      | 5/9/2011  | Male   | White    |
| Stern        | Nat        | J.D.   | Harvard Law School                    | 99     | Professor 9 Mo SAL       | 1      | 8/7/1981  | Male   | White    |
| Teson        | Fernando   | S.J.D. | Northwestern University               | 99     | Eminent Scholar 9 Mo SAL | 1      | 5/8/2002  | Male   | Hispanic |
| Tolson       | Franita    | J.D.   | University of Chicago                 | 99     | Asoc Professor 9 Mo SAL  | 1      | 5/8/2009  | Female | Black    |
| Utset        | Manuel     | J.D.   | University of Michigan                | D2     | Professor 9 Mo SAL       | 1      | 5/9/2007  | Male   | Hispanic |
| Weidner      | Donald     | J.D.   | University of Texas                   | D1     | Professor 12 Mo SAL      | 1      | 9/10/1976 | Male   | White    |
| Williams     | Kelli      | J.D.   | Univ. of Illinois at Urbana-Champaign | 99     | Asoc Professor 9 Mo SAL  | 1      | 5/9/2007  | Female | Hispanic |
| Wiseman      | Hannah     | J.D.   | Yale University                       | 99     | Asoc Professor 9 Mo SAL  | 1      | 8/8/2011  | Female | White    |
| Wiseman      | Samuel     | J.D.   | Yale University                       | 99     | Asoc Professor 9 Mo SAL  | 1      | 8/8/2011  | Male   | White    |
| Ziegler      | Mary       | J.D.   | Harvard University                    | 99     | Asst Professor 9 Mo SAL  | 2      | 5/8/2013  | Female | White    |

College of Law  
Faculty Demographics

Additional Faculty and Instructors

| Last Name  | First Name | Degree | Degree University               | Admin. |                                | Tenure | FSU Hire   | Gender | Race         |
|------------|------------|--------|---------------------------------|--------|--------------------------------|--------|------------|--------|--------------|
|            |            |        |                                 | Code   | Job Description                |        |            |        |              |
| Abrahamsen | Eric       | J.D.   | Florida State University        | 99     | Instructor 9 Mo OPS            | 3      | 1/9/2012   | Male   | White        |
| Annino     | Paul       | Ph.D.  | Fordham University              | 99     | Teaching Faculty III 12 Mo SAL | 3      | 8/8/1995   | Male   | White        |
| Benham     | Richard    | J.D.   | Florida State University        | 99     | Teaching Faculty I 12 Mo SAL   | 3      | 5/8/2014   | Male   | White        |
| Biggart    | Stacy      | J.D.   | University of South Carolina    | 99     | Teaching Faculty I V. in Lieu  | 3      | 5/15/2015  | Female | White        |
| Blenkhorn  | Tamara     | J.D.   | University of Florida           | 99     | Teaching Faculty III 9 Mo SAL  | 3      | 8/9/2004   | Female | White        |
| Bodiford   | Joseph     | J.D.   | Stetson University              | 99     | Teaching Faculty I V. in Lieu  | 3      | 8/10/2015  | Male   | White        |
| Brown      | Stephen    | J.D.   | University of Miami             | 99     | Teaching Faculty I V. in Lieu  | 3      | 8/27/2012  | Male   | White        |
| Clarke     | Robert     | J.D.   | Florida State University        | 99     | Teaching Faculty I V. in Lieu  | 3      | 8/25/2008  | Male   | White        |
| Dambly     | Jeffrey    | J.D.   | University of Florida           | 99     | Teaching Faculty I V. in Lieu  | 3      | 8/24/2015  | Male   | White        |
| Dunbar     | Marc       | J.D.   | Florida State University        | 99     | Teaching Faculty I V. in Lieu  | 3      | 1/7/2015   | Male   | White        |
| Foster     | Matthew    | J.D.   | Florida State University        | 99     | Teaching Faculty I V. in Lieu  | 3      | 8/24/2015  | Male   | White        |
| Gertz      | Sally      | J.D.   | Florida State University        | 99     | Teaching Faculty III 12 Mo SAL | 3      | 8/1/2000   | Female | White        |
| Gray       | Fred       | J.D.   | Case Western Reserve University | 99     | Teaching Faculty I V. in Lieu  | 3      | 8/24/2015  | Male   | Black        |
| Gurr       | Germaine   | J.D.   | University of Michigan          | 99     | Teaching Faculty I V. in Lieu  | 3      | 12/23/2013 | Female | Multi-ethnic |
| Hanson     | Melissa    | J.D.   | University of Florida           | 99     | Teaching Faculty I 9 Mo SAL    | 3      | 8/8/2014   | Female | White        |
| Jones      | Laurie     | J.D.   | Florida State University        | 99     | Teaching Faculty I V. in Lieu  | 3      | 9/18/1998  | Female | White        |
| Kapp       | Marshall   | J.D.   | George Washington University    | G1     | Professor 12 Mo SAL            | 3      | 1/4/2010   | Male   | White        |
| Kocurek    | Todd       | J.D.   | Florida State University        | 99     | Teaching Faculty I V. in Lieu  | 3      | 9/13/2013  | Male   | White        |
| Krieger    | Lawrence   | J.D.   | University of Florida           | G1     | Teaching Faculty III 12 Mo SAL | 3      | 3/1/1991   | Male   | White        |
| Kruse      | Mark       | J.D.   | Florida State University        | 99     | Teaching Faculty I V. in Lieu  | 3      | 8/24/2015  | Male   | White        |
| LaVia      | Jennifer   | J.D.   | University of Florida           | 99     | Teaching Faculty III 9 Mo SAL  | 3      | 8/8/2002   | Female | White        |
| Lewis      | Terry      | J.D.   | Florida State University        | 99     | Teaching Faculty I V. in Lieu  | 3      | 1/9/2008   | Male   | White        |
| Matthews   | Patricia   | J.D.   | Florida State University        | 99     | Teaching Faculty III 9 Mo SAL  | 3      | 8/9/2005   | Female | Hispanic     |
| Miller     | Seth       | J.D.   | Florida State University        | 99     | Teaching Faculty I V. in Lieu  | 3      | 8/24/2015  | Male   | White        |
| Palmer     | Robert     | J.D.   | University of Miami             | 99     | Teaching Faculty I V. in Lieu  | 3      | 8/24/2015  | Male   | White        |
| Peskin     | Elizabeth  | J.D.   | Tulane University               | 99     | Teaching Faculty I V. in Lieu  | 3      | 8/24/2015  | Female | White        |
| Polston    | Ricky      | J.D.   | Florida State University        | 99     | Teaching Faculty I V. in Lieu  | 3      | 8/25/2003  | Male   | White        |
| Ray        | Stephanie  | J.D.   | Florida State University        | 99     | Teaching Faculty I V. in Lieu  | 3      | 8/24/2015  | Female | White        |
| Roopnarine | Colin      | J.D.   | Florida State University        | 99     | Teaching Faculty I V. in Lieu  | 3      | 8/25/2014  | Male   | Multi-ethnic |
| Sandon     | Philip     | J.D.   | Florida State University        | 99     | Teaching Faculty I Adjunct     | 3      | 5/9/2011   | Female | White        |
| Santoro    | Maria      | J.D.   | Western Michigan University     | 99     | Teaching Faculty I V. in Lieu  | 3      | 8/24/2015  | Female | Hispanic     |
| Schrader   | Amy        | J.D.   | Florida State University        | 99     | Teaching Faculty I V. in Lieu  | 3      | 8/24/2015  | Female | White        |
| Sipple     | Martin     | J.D.   | Washington University           | 99     | Teaching Faculty I V. in Lieu  | 3      | 5/11/2015  | Male   | White        |
| Smith      | Jeffrey    | J.D.   | Florida State University        | 99     | Teaching Faculty I V. in Lieu  | 3      | 8/25/2014  | Male   | White        |
| Soloway    | Daniel     | J.D.   | Florida State University        | 99     | Teaching Faculty I V. in Lieu  | 3      | 8/24/2015  | Male   | White        |

College of Law  
Faculty Demographics

Additional Faculty and Instructors (continued)

| Last Name  | First Name | Degree | Degree University        | Admin. | Job Description                | Tenure | FSU Hire  | Gender | Race  |
|------------|------------|--------|--------------------------|--------|--------------------------------|--------|-----------|--------|-------|
|            |            |        |                          | Code   |                                |        |           |        |       |
| St Hilaire | Tamara     | J.D.   | Florida State University | 99     | Teaching Faculty I V. in Lieu  | 3      | 8/24/2015 | Female | Black |
| Stone      | Ruth       | J.D.   | Florida State University | 99     | Teaching Faculty III 12 Mo SAL | 3      | 8/8/1995  | Female | White |
| Taylor     | Charlee    | J.D.   | Florida State University | 99     | Teaching Faculty III 9 Mo SAL  | 3      | 8/9/2005  | Female | White |
| Thiele     | Herbert    | J.D.   | University of Florida    | 99     | Teaching Faculty I V. in Lieu  | 3      | 8/24/2015 | Male   | White |
| Vansickle  | Melissa    | J.D.   | Florida State University | 99     | Teaching Faculty I V. in Lieu  | 3      | 8/24/2015 | Female | White |
| Winsor     | Allen      | J.D.   | University of Florida    | 99     | Eminent Scholar 9 Mo SAL       | 3      | 8/26/2013 | Male   | White |
| Wolf       | James      | LL.M.  | University of Virginia   | 99     | Teaching Faculty I Adjunct     | 3      | 8/25/2008 | Male   | White |
| Wolf       | Jolen      | J.D.   | Florida State University | 99     | Teaching Faculty I V. in Lieu  | 3      | 1/7/2015  | Female | White |
| Yetter     | John       | LL.M.  | Yale University          | 99     | Teaching Faculty I V. in Lieu  | 3      | 1/7/2015  | Male   | White |

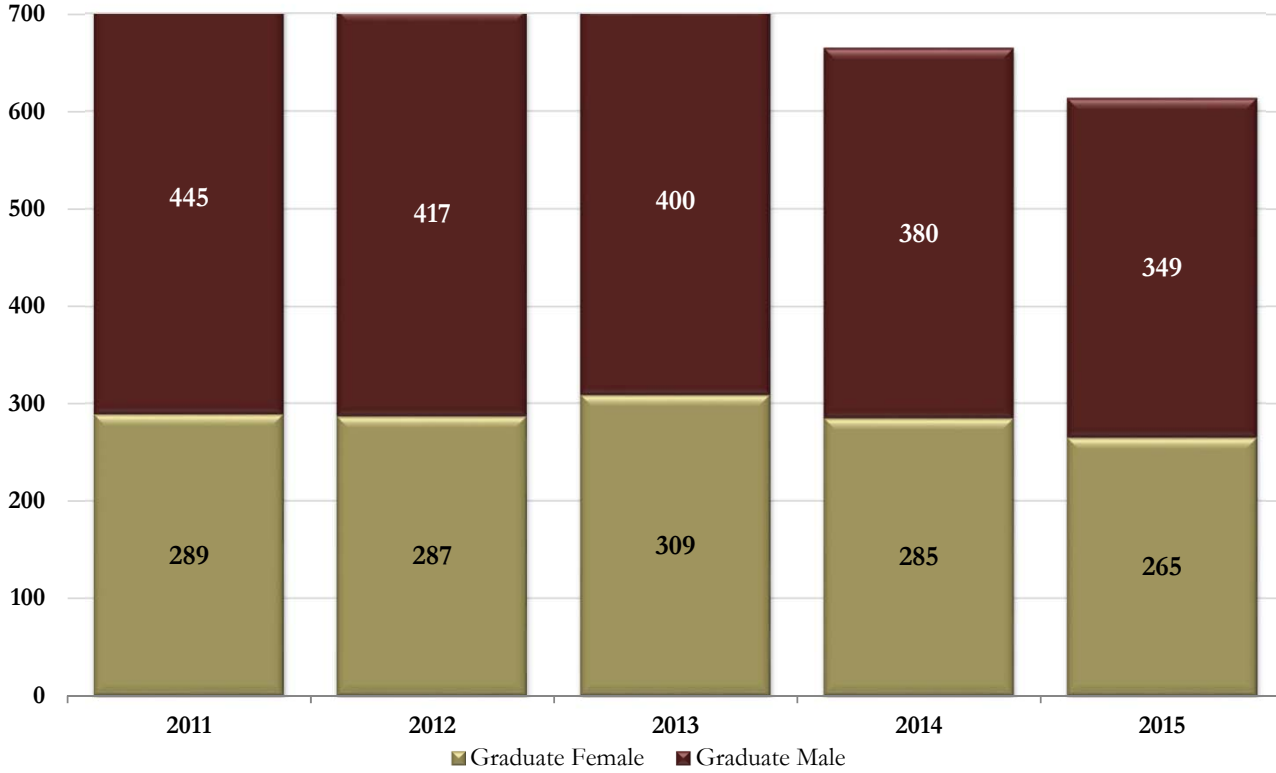
**Administrative Codes:**

D1 - Dean  
D2 - Associate Dean  
D3- Assistant Dean  
G1 - Program Director  
99 - No Administrative Duties

**Tenure Codes:**

1 - Tenured  
2 - Tenure-Earning  
3 - Non-Tenured

**College of Law  
Enrollment by Fall Semester**



**College of Law**

|                                     | Fall 2011 |            | Fall 2012 |            | Fall 2013 |            | Fall 2014 |            | Fall 2015 |            |
|-------------------------------------|-----------|------------|-----------|------------|-----------|------------|-----------|------------|-----------|------------|
|                                     | UG        | G          | UG        | G          | UG        | G          | UG        | G          | UG        | G          |
| <b>Female</b>                       | <b>0</b>  | <b>289</b> | <b>0</b>  | <b>287</b> | <b>0</b>  | <b>309</b> | <b>0</b>  | <b>285</b> | <b>0</b>  | <b>265</b> |
| American Indian/Native Alaskan      | 0         | 1          | 0         | 2          | 0         | 7          | 0         | 6          | 0         | 3          |
| Asian                               | 0         | 12         | 0         | 10         | 0         | 11         | 0         | 5          | 0         | 3          |
| Black                               | 0         | 34         | 0         | 34         | 0         | 32         | 0         | 27         | 0         | 28         |
| Hispanic                            | 0         | 25         | 0         | 24         | 0         | 22         | 0         | 29         | 0         | 46         |
| Native Hawaiian or Pacific Islander | 0         | 0          | 0         | 0          | 0         | 0          | 0         | 0          | 0         | 0          |
| White                               | 0         | 201        | 0         | 198        | 0         | 216        | 0         | 201        | 0         | 174        |
| Non-Resident Alien                  | 0         | 3          | 0         | 7          | 0         | 7          | 0         | 6          | 0         | 3          |
| Two or More Races                   | 0         | 0          | 0         | 0          | 0         | 0          | 0         | 2          | 0         | 5          |
| Not Reported                        | 0         | 13         | 0         | 12         | 0         | 14         | 0         | 9          | 0         | 3          |
| <b>Male</b>                         | <b>0</b>  | <b>445</b> | <b>0</b>  | <b>417</b> | <b>0</b>  | <b>400</b> | <b>0</b>  | <b>380</b> | <b>0</b>  | <b>349</b> |
| American Indian/Native Alaskan      | 0         |            | 0         | 1          | 0         | 4          | 0         | 4          | 0         | 1          |
| Asian/Pacific Islander              | 0         | 13         | 0         | 6          | 0         | 8          | 0         | 15         | 0         | 16         |
| Black                               | 0         | 21         | 0         | 22         | 0         | 28         | 0         | 26         | 0         | 23         |
| Hispanic                            | 0         | 47         | 0         | 44         | 0         | 42         | 0         | 41         | 0         | 41         |
| Native Hawaiian or Pacific Islander | 0         |            | 0         |            | 0         | 1          | 0         | 1          | 0         |            |
| White                               | 0         | 339        | 0         | 312        | 0         | 294        | 0         | 269        | 0         | 249        |
| Non-Resident Alien                  | 0         | 3          | 0         | 4          | 0         | 3          | 0         | 13         | 0         | 11         |
| Two or More Races                   | 0         | 1          | 0         | 3          | 0         | 1          | 0         | 1          | 0         | 4          |
| Not Reported                        | 0         | 21         | 0         | 25         | 0         | 19         | 0         | 10         | 0         | 4          |

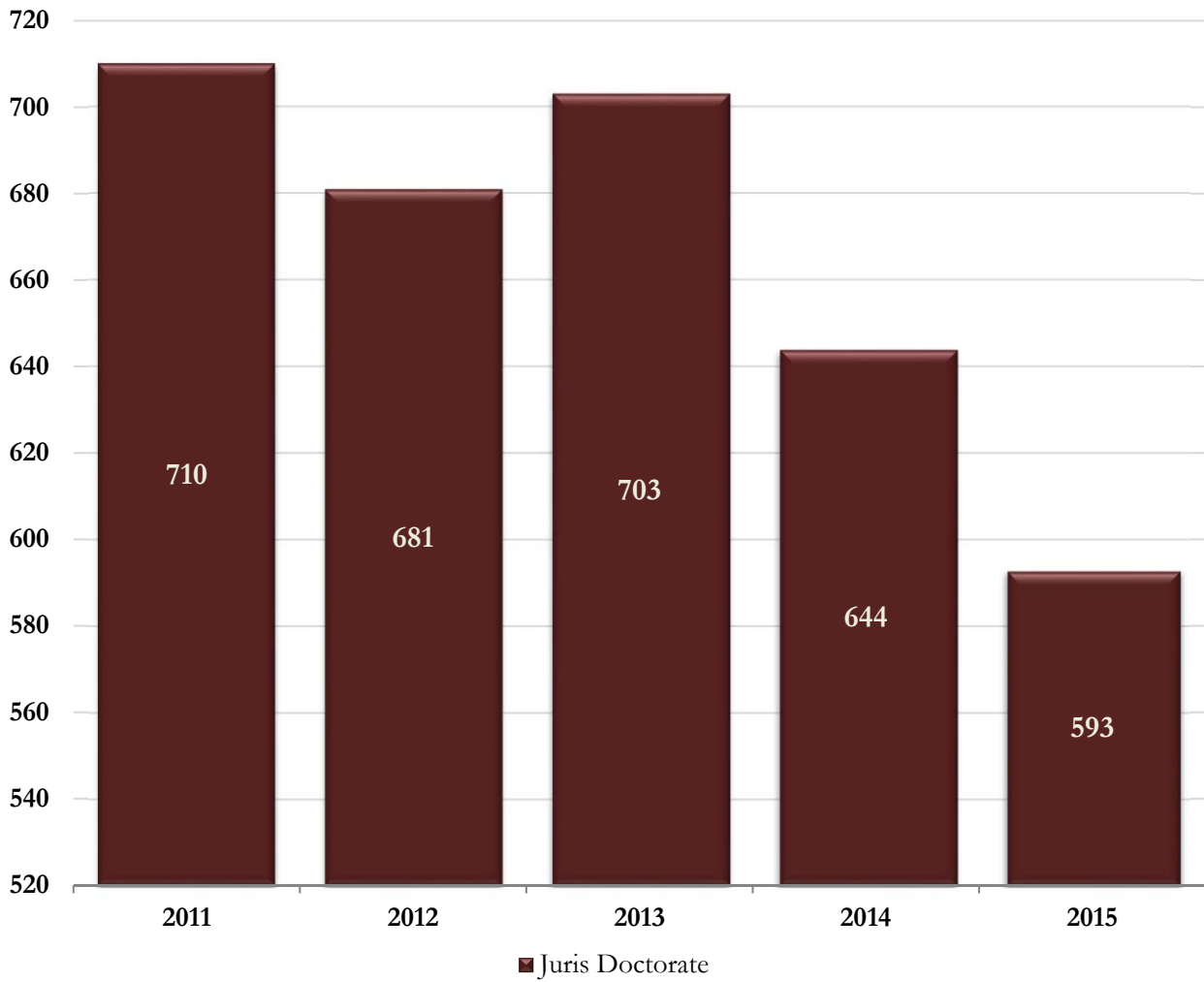
UG = Undergraduate; G = Graduate

Source: Fall Preliminary Student Instruction Files (SIFP)



**College of Law  
Enrollment by Fall Semester**

Major Description: **Law**

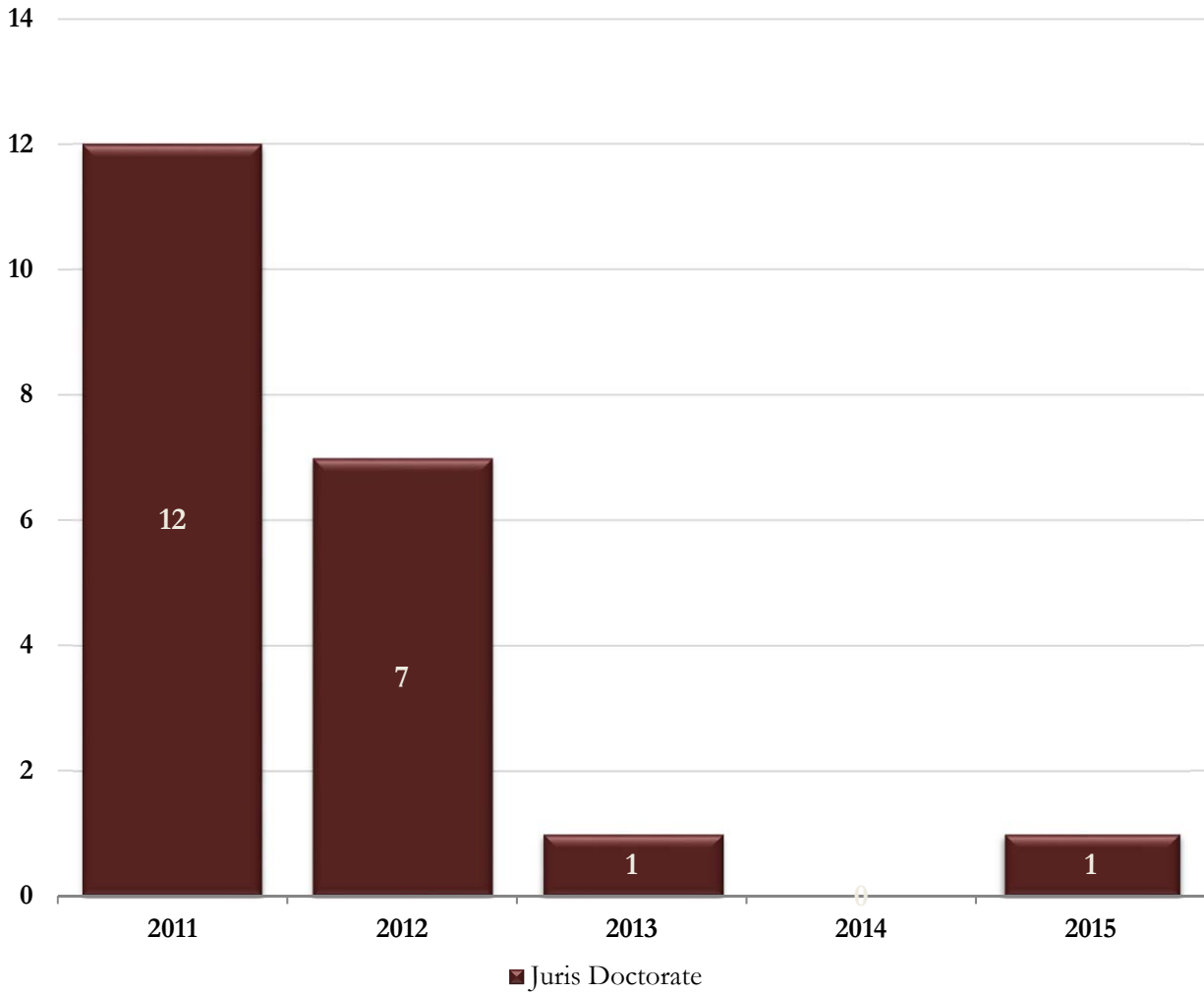


| Law                    | Fall 2011  | Fall 2012  | Fall 2013  | Fall 2014  | Fall 2015  |
|------------------------|------------|------------|------------|------------|------------|
| <b>Undergraduate</b>   | <b>0</b>   | <b>0</b>   | <b>0</b>   | <b>0</b>   | <b>0</b>   |
| Freshman               | 0          | 0          | 0          | 0          | 0          |
| Sophomore              | 0          | 0          | 0          | 0          | 0          |
| Junior                 | 0          | 0          | 0          | 0          | 0          |
| Senior                 | 0          | 0          | 0          | 0          | 0          |
| <b>Graduate</b>        | <b>710</b> | <b>681</b> | <b>703</b> | <b>644</b> | <b>593</b> |
| Juris Doctorate        | 710        | 681        | 703        | 644        | 593        |
| <b>Total for Major</b> | <b>710</b> | <b>681</b> | <b>703</b> | <b>644</b> | <b>593</b> |

Source: Fall Preliminary Student Instruction Files (SIFP)

College of Law  
Enrollment by Fall Semester

Major Description: Law (Business)

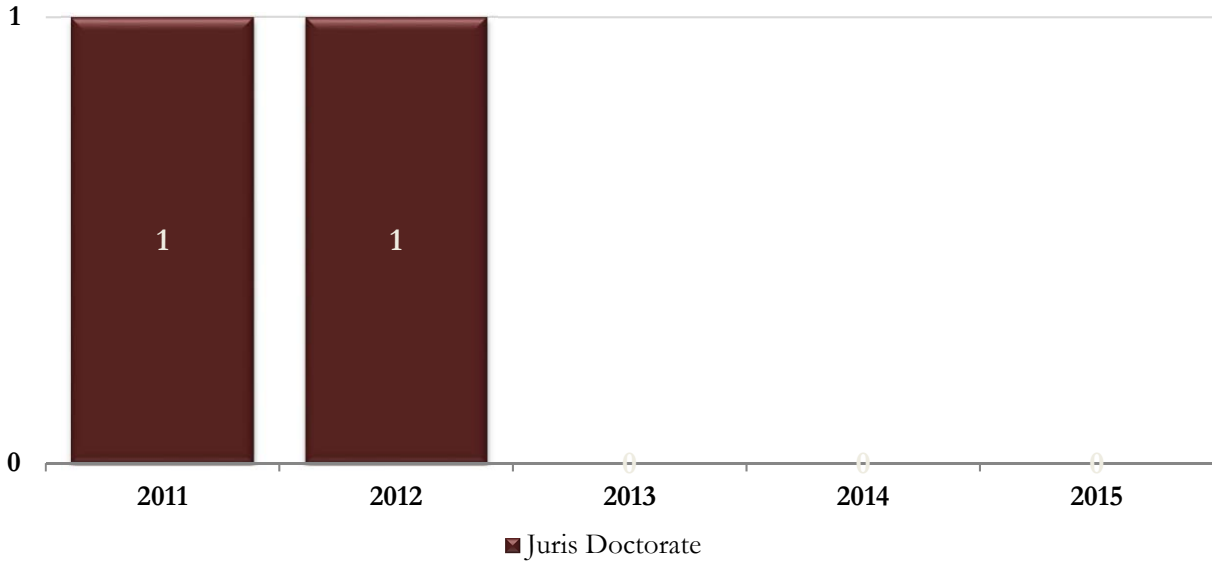


| Law (Business)         | Fall 2011 | Fall 2012 | Fall 2013 | Fall 2014 | Fall 2015 |
|------------------------|-----------|-----------|-----------|-----------|-----------|
| <b>Undergraduate</b>   | <b>0</b>  | <b>0</b>  | <b>0</b>  | <b>0</b>  | <b>0</b>  |
| Freshman               | 0         | 0         | 0         | 0         | 0         |
| Sophomore              | 0         | 0         | 0         | 0         | 0         |
| Junior                 | 0         | 0         | 0         | 0         | 0         |
| Senior                 | 0         | 0         | 0         | 0         | 0         |
| <b>Graduate</b>        | <b>12</b> | <b>7</b>  | <b>1</b>  | <b>0</b>  | <b>1</b>  |
| Juris Doctorate        | 12        | 7         | 1         | 0         | 1         |
| <b>Total for Major</b> | <b>12</b> | <b>7</b>  | <b>1</b>  | <b>0</b>  | <b>1</b>  |

Source: Fall Preliminary Student Instruction Files (SIFP)

College of Law  
 Enrollment by Fall Semester  
 Major Description: Law (Public Administration)

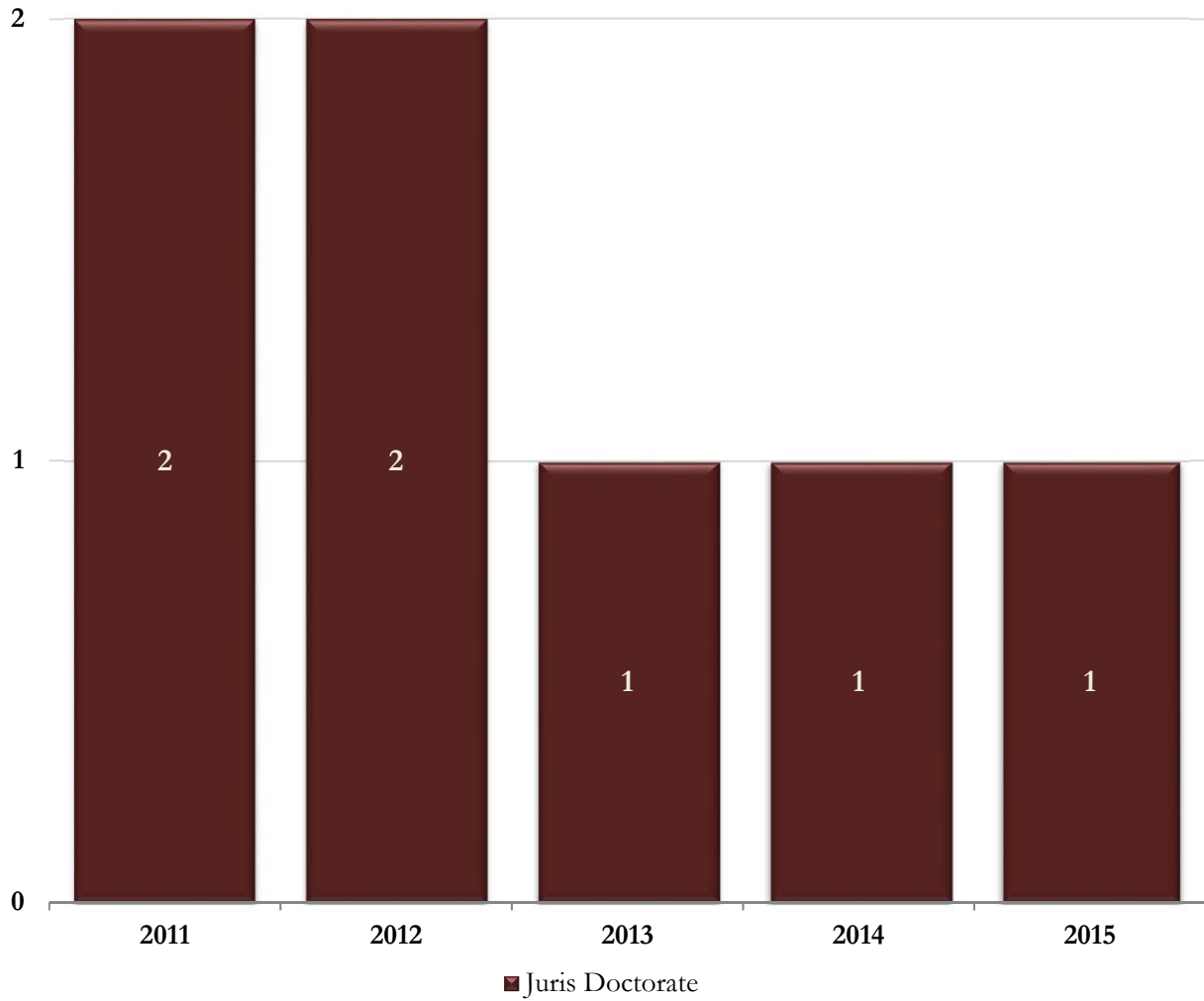
2



| Law (Public Administration) | Fall 2011 | Fall 2012 | Fall 2013 | Fall 2014 | Fall 2015 |
|-----------------------------|-----------|-----------|-----------|-----------|-----------|
| <b>Undergraduate</b>        | <b>0</b>  | <b>0</b>  | <b>0</b>  | <b>0</b>  | <b>0</b>  |
| Freshman                    | 0         | 0         | 0         | 0         | 0         |
| Sophomore                   | 0         | 0         | 0         | 0         | 0         |
| Junior                      | 0         | 0         | 0         | 0         | 0         |
| Senior                      | 0         | 0         | 0         | 0         | 0         |
| <b>Graduate</b>             | <b>1</b>  | <b>1</b>  | <b>0</b>  | <b>0</b>  | <b>0</b>  |
| Juris Doctorate             | 1         | 1         | 0         | 0         | 0         |
| <b>Total for Major</b>      | <b>1</b>  | <b>1</b>  | <b>0</b>  | <b>0</b>  | <b>0</b>  |

Source: Fall Preliminary Student Instruction Files (SIFP)

College of Law  
 Enrollment by Fall Semester  
 Major Description: Law (Urban & Regional Planning)



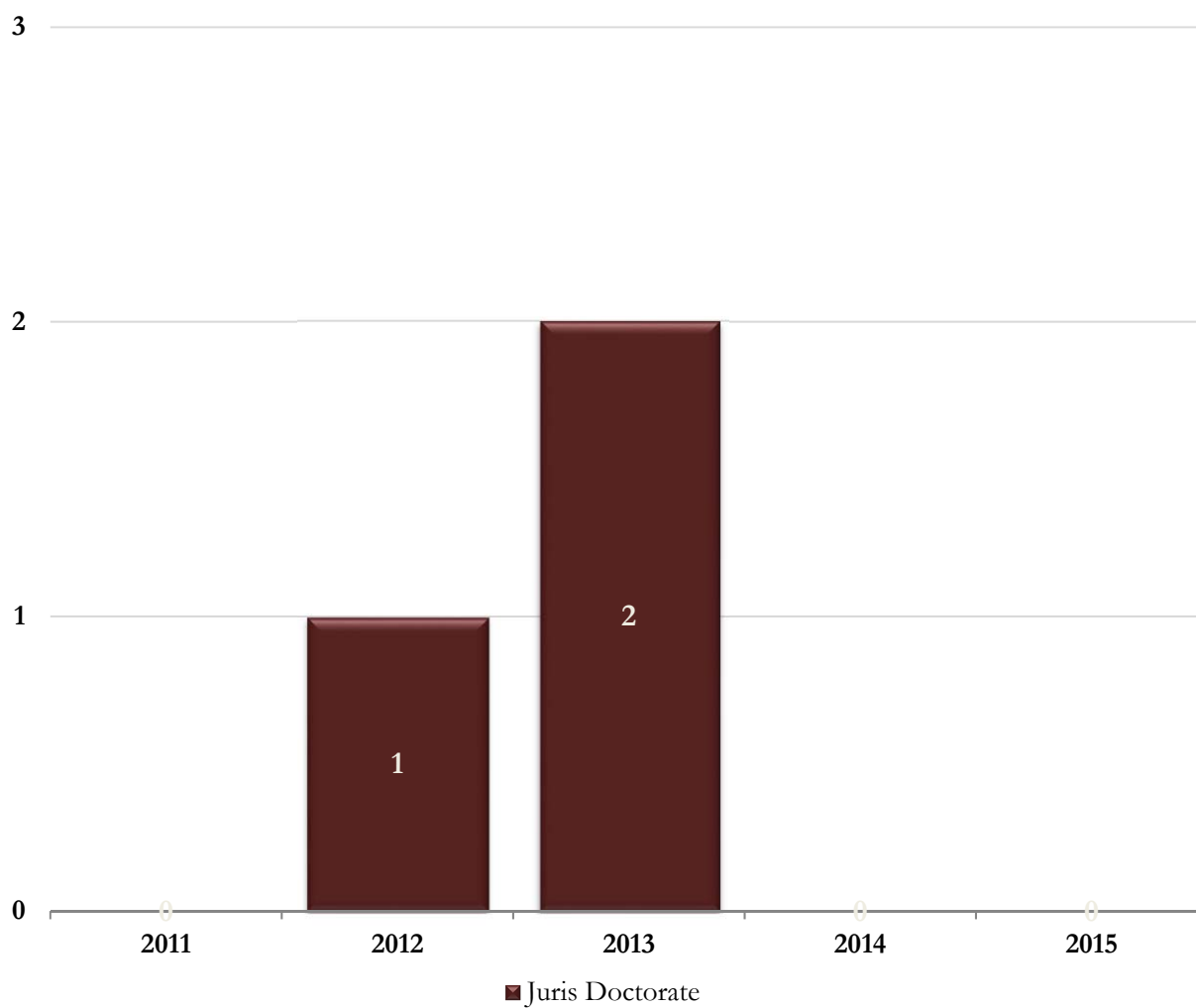
| Law (Urban & Regional Planning) | Fall 2011 | Fall 2012 | Fall 2013 | Fall 2014 | Fall 2015 |
|---------------------------------|-----------|-----------|-----------|-----------|-----------|
| <b>Undergraduate</b>            | <b>0</b>  | <b>0</b>  | <b>0</b>  | <b>0</b>  | <b>0</b>  |
| Freshman                        | 0         | 0         | 0         | 0         | 0         |
| Sophomore                       | 0         | 0         | 0         | 0         | 0         |
| Junior                          | 0         | 0         | 0         | 0         | 0         |
| Senior                          | 0         | 0         | 0         | 0         | 0         |
| <b>Graduate</b>                 | <b>2</b>  | <b>2</b>  | <b>1</b>  | <b>1</b>  | <b>1</b>  |
| Juris Doctorate                 | 2         | 2         | 1         | 1         | 1         |
| <b>Total for Major</b>          | <b>2</b>  | <b>2</b>  | <b>1</b>  | <b>1</b>  | <b>1</b>  |

Source: Fall Preliminary Student Instruction Files (SIFP)

## College of Law

## Enrollment by Fall Semester

Major Description: Law (Library &amp; Information Studies)

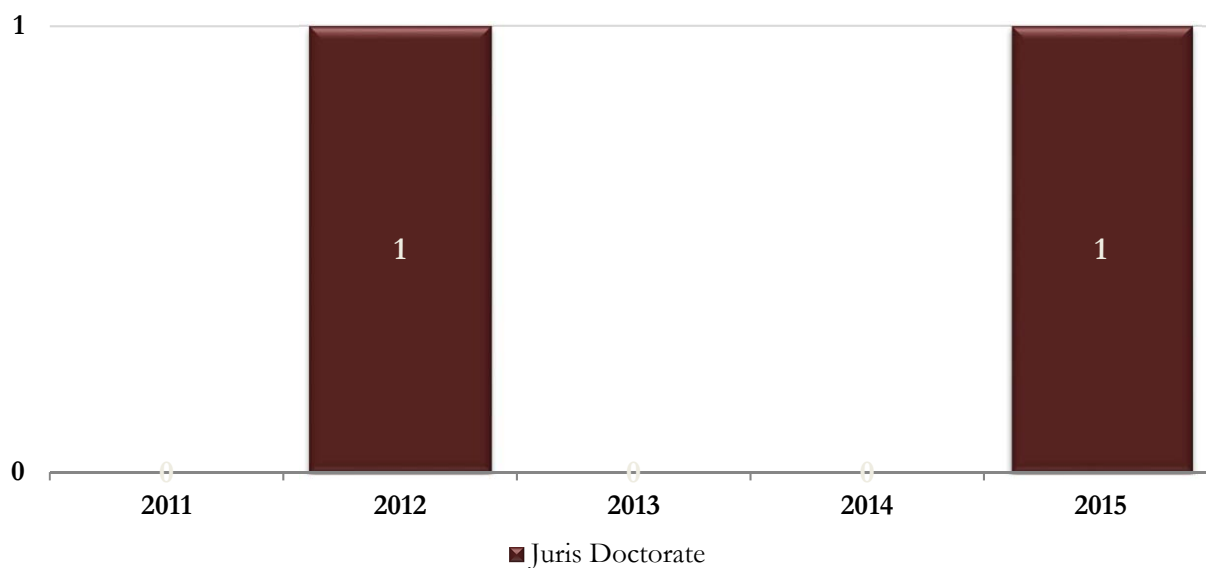


| Law (Library & Information Studies) | Fall 2011 | Fall 2012 | Fall 2013 | Fall 2014 | Fall 2015 |
|-------------------------------------|-----------|-----------|-----------|-----------|-----------|
| <b>Undergraduate</b>                | <b>0</b>  | <b>0</b>  | <b>0</b>  | <b>0</b>  | <b>0</b>  |
| Freshman                            | 0         | 0         | 0         | 0         | 0         |
| Sophomore                           | 0         | 0         | 0         | 0         | 0         |
| Junior                              | 0         | 0         | 0         | 0         | 0         |
| Senior                              | 0         | 0         | 0         | 0         | 0         |
| <b>Graduate</b>                     | <b>0</b>  | <b>1</b>  | <b>2</b>  | <b>0</b>  | <b>0</b>  |
| Juris Doctorate                     | 0         | 1         | 2         | 0         | 0         |
| <b>Total for Major</b>              | <b>0</b>  | <b>1</b>  | <b>2</b>  | <b>0</b>  | <b>0</b>  |

Source: Fall Preliminary Student Instruction Files (SIFP)

College of Law  
 Enrollment by Fall Semester  
 Major Description: Law (Sport Management)

2



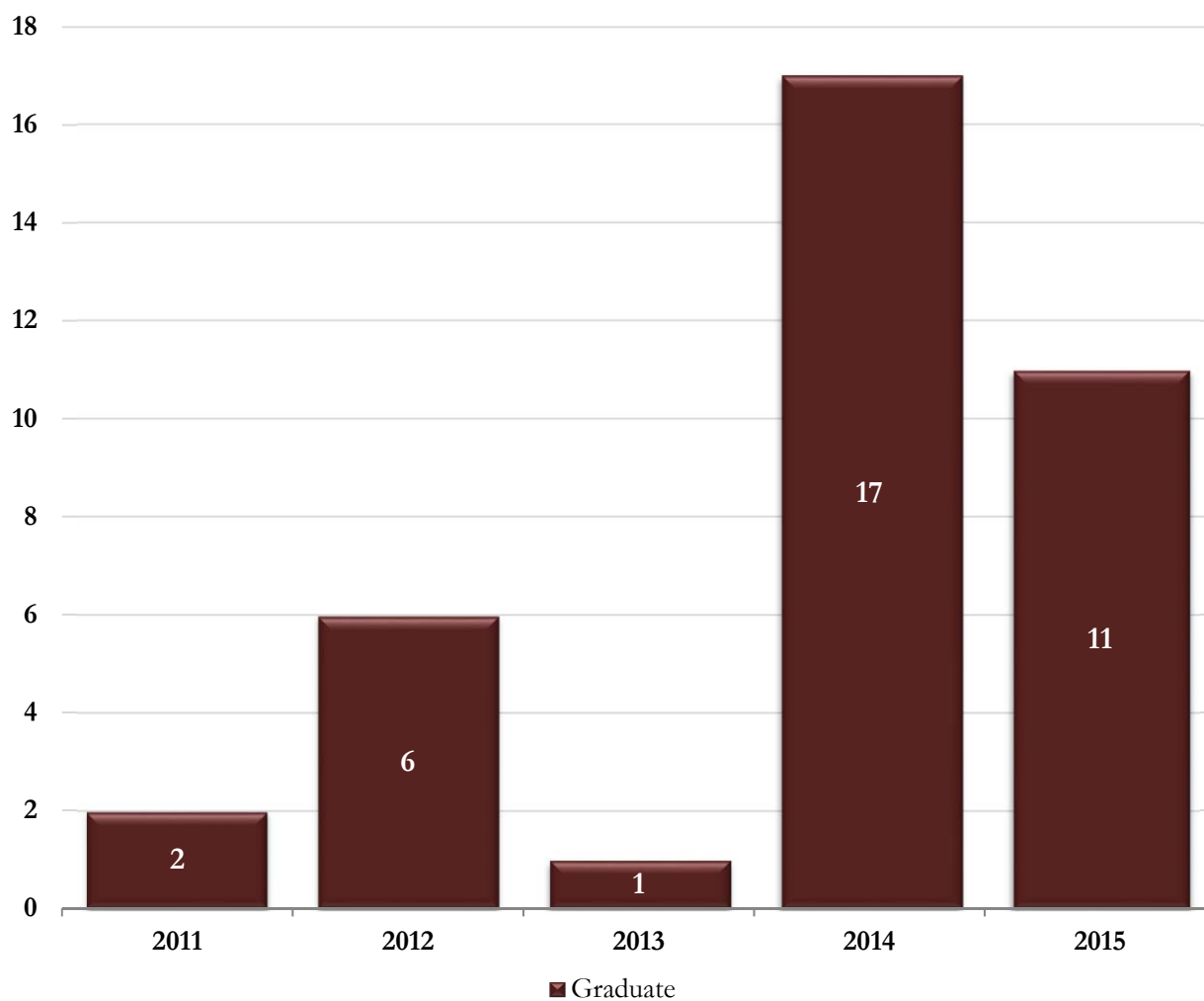
| Law (Sport Management) | Fall 2011 | Fall 2012 | Fall 2013 | Fall 2014 | Fall 2015 |
|------------------------|-----------|-----------|-----------|-----------|-----------|
| <b>Undergraduate</b>   | <b>0</b>  | <b>0</b>  | <b>0</b>  | <b>0</b>  | <b>0</b>  |
| Freshman               | 0         | 0         | 0         | 0         | 0         |
| Sophomore              | 0         | 0         | 0         | 0         | 0         |
| Junior                 | 0         | 0         | 0         | 0         | 0         |
| Senior                 | 0         | 0         | 0         | 0         | 0         |
| <b>Graduate</b>        | <b>0</b>  | <b>1</b>  | <b>0</b>  | <b>0</b>  | <b>1</b>  |
| Juris Doctorate        | 0         | 1         | 0         | 0         | 1         |
| <b>Total for Major</b> | <b>0</b>  | <b>1</b>  | <b>0</b>  | <b>0</b>  | <b>1</b>  |

Source: Fall Preliminary Student Instruction Files (SIFP)

## College of Law

## Enrollment by Fall Semester

Major Description: American Law for Foreign Lawyers



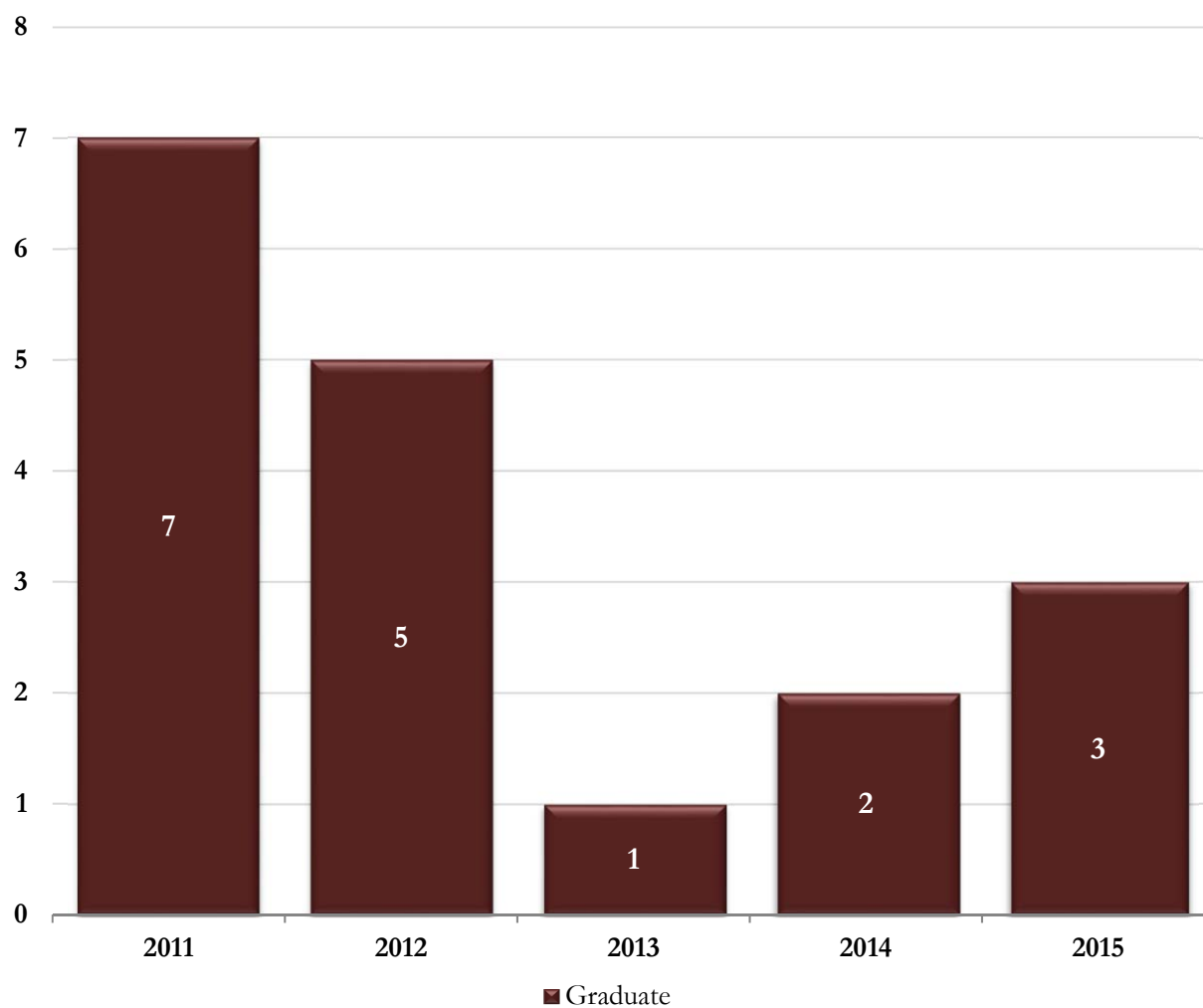
| American Law for Foreign Lawyers | Fall 2011 | Fall 2012 | Fall 2013 | Fall 2014 | Fall 2015 |
|----------------------------------|-----------|-----------|-----------|-----------|-----------|
| <b>Undergraduate</b>             | <b>0</b>  | <b>0</b>  | <b>0</b>  | <b>0</b>  | <b>0</b>  |
| Freshman                         | 0         | 0         | 0         | 0         | 0         |
| Sophomore                        | 0         | 0         | 0         | 0         | 0         |
| Junior                           | 0         | 0         | 0         | 0         | 0         |
| Senior                           | 0         | 0         | 0         | 0         | 0         |
| <b>Graduate</b>                  | <b>2</b>  | <b>6</b>  | <b>1</b>  | <b>17</b> | <b>11</b> |
| Master of Law Letters            | 2         | 6         | 1         | 17        | 11        |
| <b>Total for Major</b>           | <b>2</b>  | <b>6</b>  | <b>1</b>  | <b>17</b> | <b>11</b> |

Source: Fall Preliminary Student Instruction Files (SIFP)

## College of Law

## Enrollment by Fall Semester

Major Description: Environmental Law and Policy



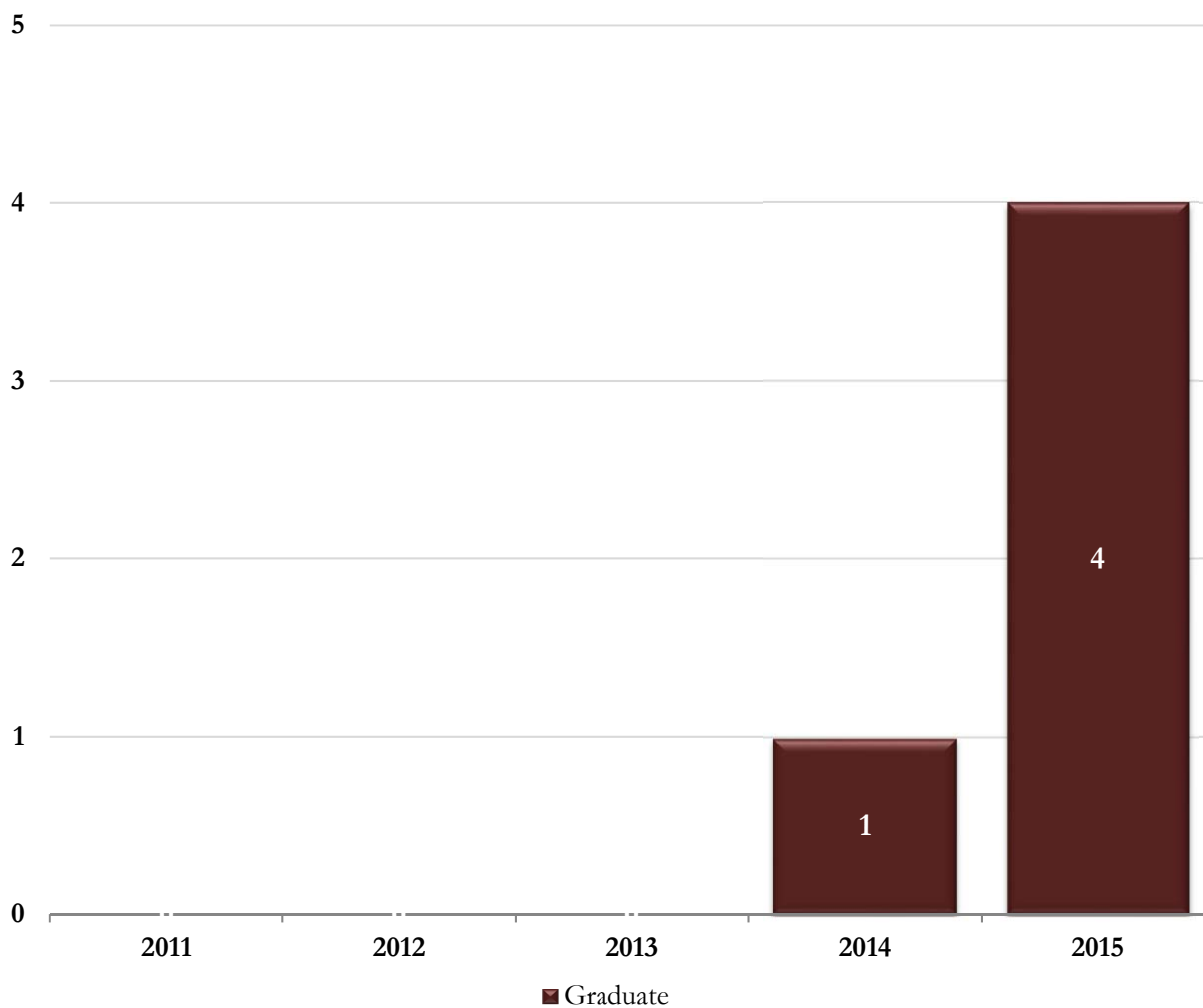
| Environmental Law and Policy | Fall 2011 | Fall 2012 | Fall 2013 | Fall 2014 | Fall 2015 |
|------------------------------|-----------|-----------|-----------|-----------|-----------|
| <b>Undergraduate</b>         | <b>0</b>  | <b>0</b>  | <b>0</b>  | <b>0</b>  | <b>0</b>  |
| Freshman                     | 0         | 0         | 0         | 0         | 0         |
| Sophomore                    | 0         | 0         | 0         | 0         | 0         |
| Junior                       | 0         | 0         | 0         | 0         | 0         |
| Senior                       | 0         | 0         | 0         | 0         | 0         |
| <b>Graduate</b>              | <b>7</b>  | <b>5</b>  | <b>1</b>  | <b>2</b>  | <b>3</b>  |
| Master of Law Letters        | 7         | 5         | 1         | 2         | 3         |
| <b>Total for Major</b>       | <b>7</b>  | <b>5</b>  | <b>1</b>  | <b>2</b>  | <b>3</b>  |

Source: Fall Preliminary Student Instruction Files (SIFP)



College of Law  
Enrollment by Fall Semester

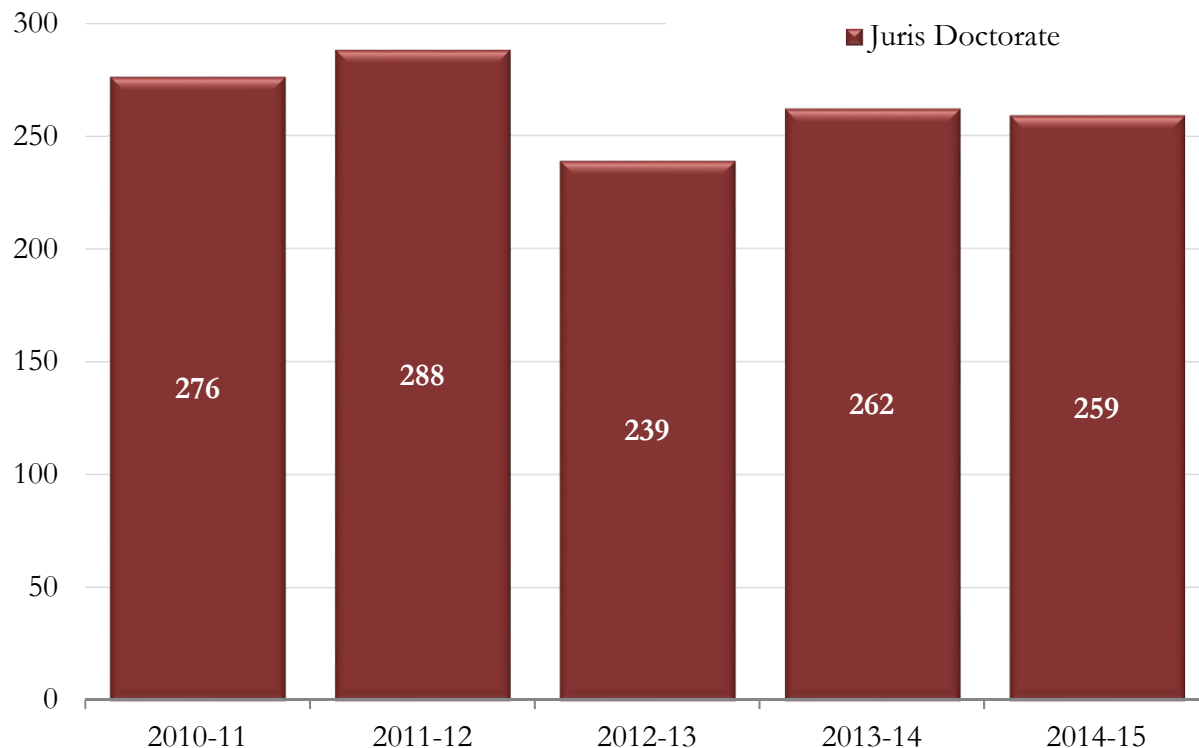
Major Description: Environmental Law and Policy



| Environmental Law and Policy | Fall 2011 | Fall 2012 | Fall 2013 | Fall 2014 | Fall 2015 |
|------------------------------|-----------|-----------|-----------|-----------|-----------|
| <b>Undergraduate</b>         | <b>0</b>  | <b>0</b>  | <b>0</b>  | <b>0</b>  | <b>0</b>  |
| Freshman                     | 0         | 0         | 0         | 0         | 0         |
| Sophomore                    | 0         | 0         | 0         | 0         | 0         |
| Junior                       | 0         | 0         | 0         | 0         | 0         |
| Senior                       | 0         | 0         | 0         | 0         | 0         |
| <b>Graduate</b>              | <b>0</b>  | <b>0</b>  | <b>0</b>  | <b>1</b>  | <b>4</b>  |
| Juris Master                 | 0         | 0         | 0         | 1         | 4         |
| <b>Total for Major</b>       | <b>0</b>  | <b>0</b>  | <b>0</b>  | <b>1</b>  | <b>4</b>  |

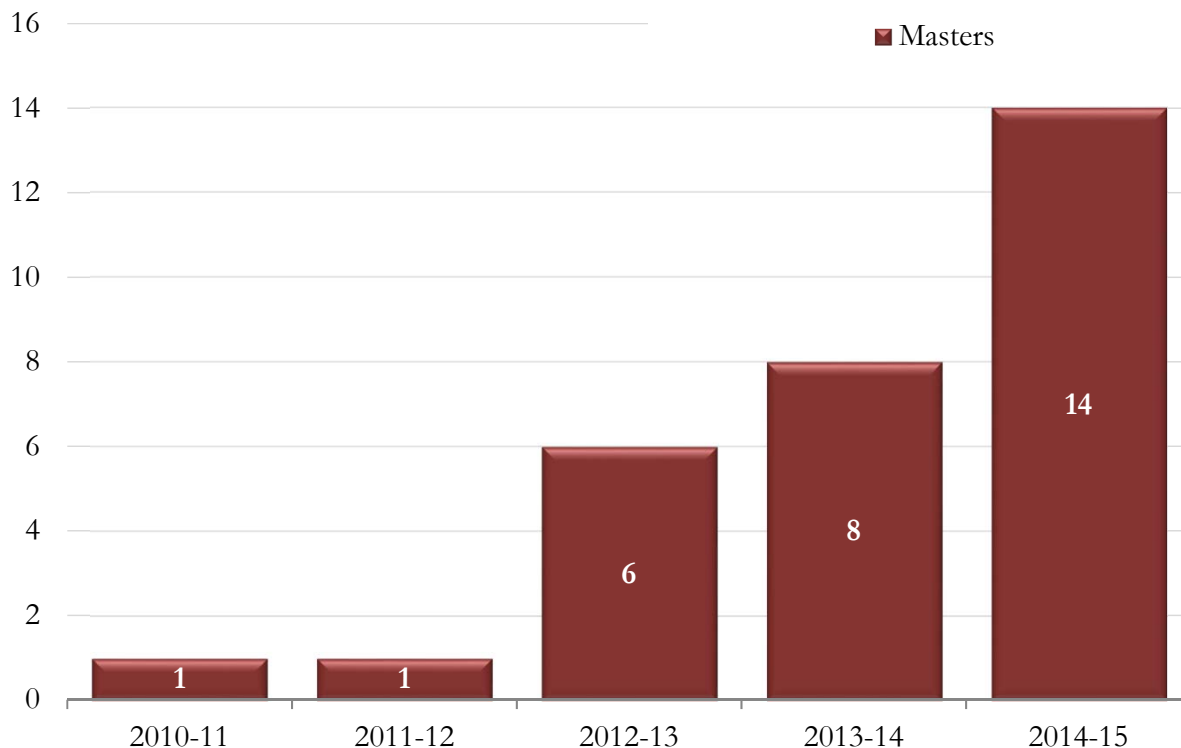
Source: Fall Preliminary Student Instruction Files (SIFP)

College of Law  
 Degrees Awarded by Semester  
 CIP Code: 220101

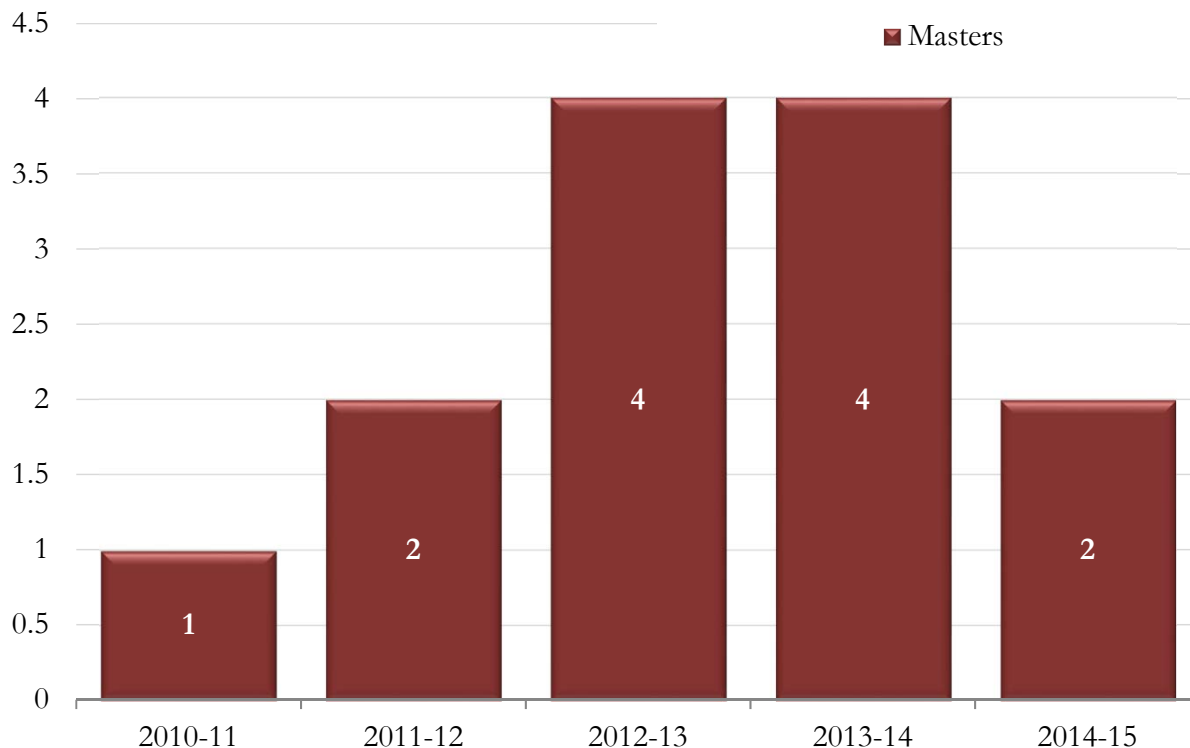


|                |              | <b>Juris Doctorate</b> | <b>Total</b> |
|----------------|--------------|------------------------|--------------|
| 2010-11        | Summer '10   | 8                      | 8            |
|                | Fall '10     | 31                     | 31           |
|                | Spring '11   | 237                    | 237          |
| <b>2010-11</b> | <b>Total</b> | <b>276</b>             | <b>276</b>   |
| 2011-12        | Summer '11   | 10                     | 10           |
|                | Fall '11     | 23                     | 23           |
|                | Spring '12   | 255                    | 255          |
| <b>2011-12</b> | <b>Total</b> | <b>288</b>             | <b>288</b>   |
| 2012-13        | Summer '12   | 7                      | 7            |
|                | Fall '12     | 16                     | 16           |
|                | Spring '13   | 216                    | 216          |
| <b>2012-13</b> | <b>Total</b> | <b>239</b>             | <b>239</b>   |
| 2013-14        | Summer '13   | 6                      | 6            |
|                | Fall '13     | 28                     | 28           |
|                | Spring '14   | 228                    | 228          |
| <b>2013-14</b> | <b>Total</b> | <b>262</b>             | <b>262</b>   |
| 2014-15        | Summer '14   | 9                      | 9            |
|                | Fall '14     | 20                     | 20           |
|                | Spring '15   | 230                    | 230          |
| <b>2014-15</b> | <b>Total</b> | <b>259</b>             | <b>259</b>   |

Source: Final Student Instruction Files (SIF)

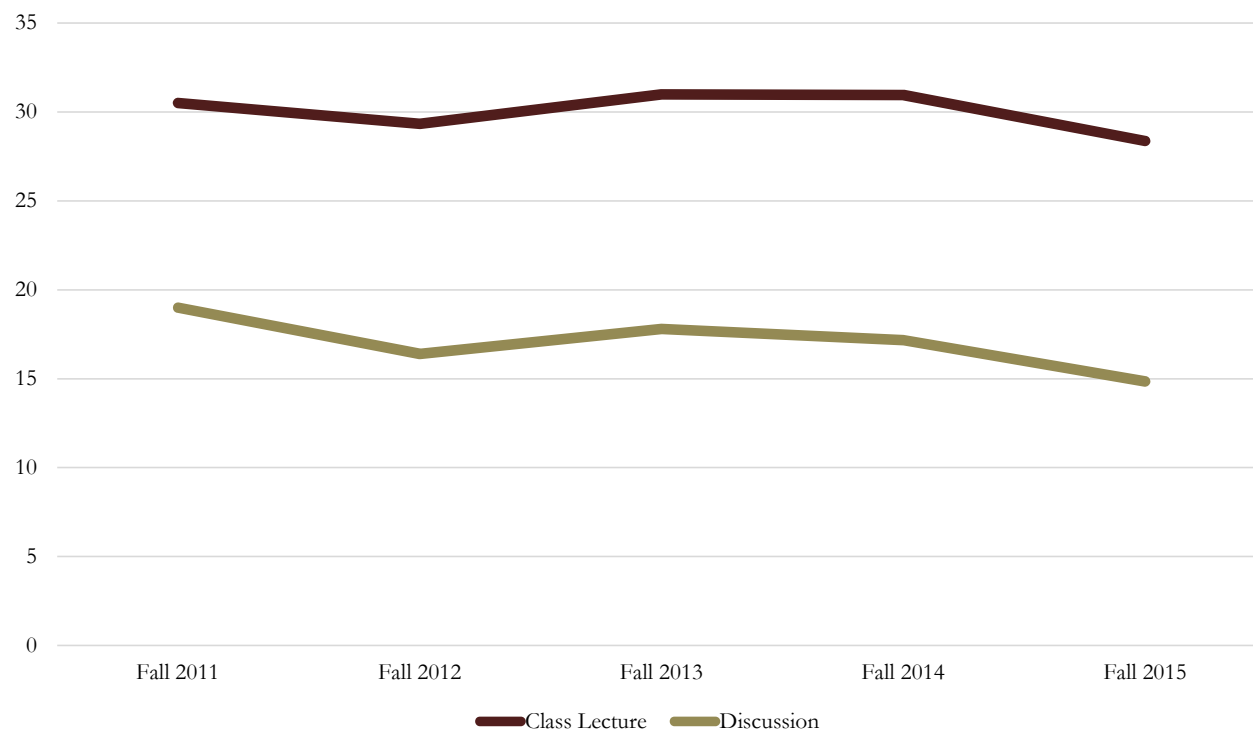


|                |              | Bachelors | Masters   | Doctorate | Total     |
|----------------|--------------|-----------|-----------|-----------|-----------|
| 2010-11        | Summer '10   | 0         | 0         | 0         | 0         |
|                | Fall '10     | 0         | 0         | 0         | 0         |
|                | Spring '11   | 0         | 1         | 0         | 1         |
| <b>2010-11</b> | <b>Total</b> | <b>0</b>  | <b>1</b>  | <b>0</b>  | <b>1</b>  |
| 2011-12        | Summer '11   | 0         | 0         | 0         | 0         |
|                | Fall '11     | 0         | 1         | 0         | 1         |
|                | Spring '12   | 0         | 0         | 0         | 0         |
| <b>2011-12</b> | <b>Total</b> | <b>0</b>  | <b>1</b>  | <b>0</b>  | <b>1</b>  |
| 2012-13        | Summer '12   | 0         | 0         | 0         | 0         |
|                | Fall '12     | 0         | 0         | 0         | 0         |
|                | Spring '13   | 0         | 6         | 0         | 6         |
| <b>2012-13</b> | <b>Total</b> | <b>0</b>  | <b>6</b>  | <b>0</b>  | <b>6</b>  |
| 2013-14        | Summer '13   | 0         | 0         | 0         | 0         |
|                | Fall '13     | 0         | 0         | 0         | 0         |
|                | Spring '14   | 0         | 8         | 0         | 8         |
| <b>2013-14</b> | <b>Total</b> | <b>0</b>  | <b>8</b>  | <b>0</b>  | <b>8</b>  |
| 2014-15        | Summer '14   | 0         | 3         | 0         | 3         |
|                | Fall '14     | 0         | 0         | 0         | 0         |
|                | Spring '15   | 0         | 11        | 0         | 11        |
| <b>2014-15</b> | <b>Total</b> | <b>0</b>  | <b>14</b> | <b>0</b>  | <b>14</b> |



|                |              | Bachelors | Masters  | Doctorate | Total    |
|----------------|--------------|-----------|----------|-----------|----------|
| 2010-11        | Summer '10   | 0         | 0        | 0         | 0        |
|                | Fall '10     | 0         | 1        | 0         | 1        |
|                | Spring '11   | 0         | 0        | 0         | 0        |
| <b>2010-11</b> | <b>Total</b> | <b>0</b>  | <b>1</b> | <b>0</b>  | <b>1</b> |
| 2011-12        | Summer '11   | 0         | 0        | 0         | 0        |
|                | Fall '11     | 0         | 0        | 0         | 0        |
|                | Spring '12   | 0         | 2        | 0         | 2        |
| <b>2011-12</b> | <b>Total</b> | <b>0</b>  | <b>2</b> | <b>0</b>  | <b>2</b> |
| 2012-13        | Summer '12   | 0         | 1        | 0         | 1        |
|                | Fall '12     | 0         | 2        | 0         | 2        |
|                | Spring '13   | 0         | 1        | 0         | 1        |
| <b>2012-13</b> | <b>Total</b> | <b>0</b>  | <b>4</b> | <b>0</b>  | <b>4</b> |
| 2013-14        | Summer '13   | 0         | 0        | 0         | 0        |
|                | Fall '13     | 0         | 0        | 0         | 0        |
|                | Spring '14   | 0         | 4        | 0         | 4        |
| <b>2013-14</b> | <b>Total</b> | <b>0</b>  | <b>4</b> | <b>0</b>  | <b>4</b> |
| 2014-15        | Summer '14   | 0         | 0        | 0         | 0        |
|                | Fall '14     | 0         | 2        | 0         | 2        |
|                | Spring '15   | 0         | 0        | 0         | 0        |
| <b>2014-15</b> | <b>Total</b> | <b>0</b>  | <b>2</b> | <b>0</b>  | <b>2</b> |

College of Law  
Average Class Size

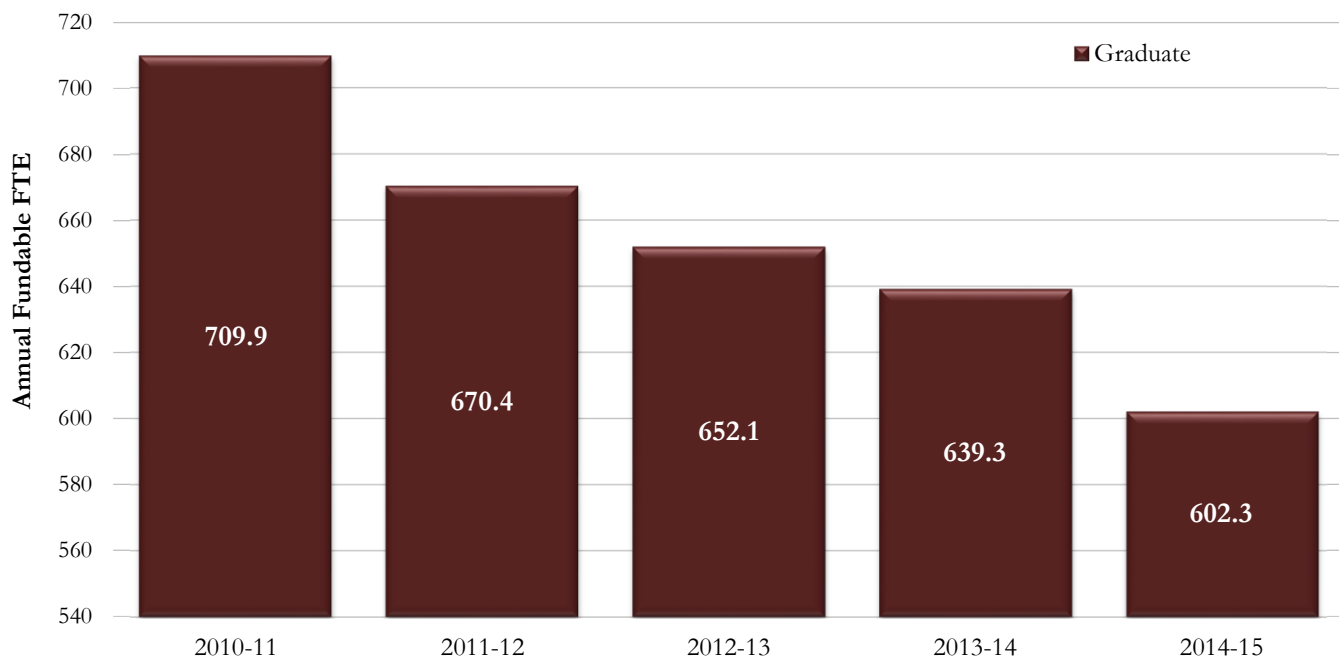


| Term      | Course Classification | Class Lecture |                    |             | Discussion |                    |             | Laboratory |                    |            |
|-----------|-----------------------|---------------|--------------------|-------------|------------|--------------------|-------------|------------|--------------------|------------|
|           |                       | Enrolled      | Number of Sections | Class Size  | Enrolled   | Number of Sections | Class Size  | Enrolled   | Number of Sections | Class Size |
| Fall 2011 | Lower                 |               |                    |             |            |                    |             |            |                    |            |
|           | Upper                 |               |                    |             |            |                    |             |            |                    |            |
|           | Graduate              | 2,685         | 88                 | 30.5        | 114        | 6                  | 19.0        | 0          | 0                  | 0.0        |
|           | <b>Total</b>          | <b>2,685</b>  | <b>88</b>          | <b>30.5</b> | <b>114</b> | <b>6</b>           | <b>19.0</b> | <b>0</b>   | <b>0</b>           | <b>0.0</b> |
| Fall 2012 | Lower                 |               |                    |             |            |                    |             |            |                    |            |
|           | Upper                 |               |                    |             |            |                    |             |            |                    |            |
|           | Graduate              | 2,669         | 91                 | 29.3        | 82         | 5                  | 16.4        | 0          | 0                  | 0.0        |
|           | <b>Total</b>          | <b>2,669</b>  | <b>91</b>          | <b>29.3</b> | <b>82</b>  | <b>5</b>           | <b>16.4</b> | <b>0</b>   | <b>0</b>           | <b>0.0</b> |
| Fall 2013 | Lower                 |               |                    |             |            |                    |             |            |                    |            |
|           | Upper                 |               |                    |             |            |                    |             |            |                    |            |
|           | Graduate              | 2,727         | 88                 | 31.0        | 89         | 5                  | 17.8        | 0          | 0                  | 0.0        |
|           | <b>Total</b>          | <b>2,727</b>  | <b>88</b>          | <b>31.0</b> | <b>89</b>  | <b>5</b>           | <b>17.8</b> | <b>0</b>   | <b>0</b>           | <b>0.0</b> |
| Fall 2014 | Lower                 |               |                    |             |            |                    |             |            |                    |            |
|           | Upper                 |               |                    |             |            |                    |             |            |                    |            |
|           | Graduate              | 2,569         | 83                 | 31.0        | 103        | 6                  | 17.2        | 0          | 0                  | 0.0        |
|           | <b>Total</b>          | <b>2,569</b>  | <b>83</b>          | <b>31.0</b> | <b>103</b> | <b>6</b>           | <b>17.2</b> | <b>0</b>   | <b>0</b>           | <b>0.0</b> |
| Fall 2015 | Lower                 |               |                    |             |            |                    |             |            |                    |            |
|           | Upper                 |               |                    |             |            |                    |             |            |                    |            |
|           | Graduate              | 2,270         | 80                 | 28.4        | 104        | 7                  | 14.9        | 0          | 0                  | 0.0        |
|           | <b>Total</b>          | <b>2,270</b>  | <b>80</b>          | <b>28.4</b> | <b>104</b> | <b>7</b>           | <b>14.9</b> | <b>0</b>   | <b>0</b>           | <b>0.0</b> |

Source: Fall Final Student Instruction Files (except Fall 2015 - SIF Preliminary)

## College Totals

## Fundable Student Credit Hours and FTE



## Fundable SCH Produced

|               | 2010         | 2011         | 2012         | 2013         | 2014         |
|---------------|--------------|--------------|--------------|--------------|--------------|
| <b>Summer</b> |              |              |              |              |              |
| Lower         | 0            | 0            | 0            | 0            | 0            |
| Upper         | 0            | 0            | 0            | 0            | 0            |
| Grad I        | 32           | 14           | 16           | 19           | 18           |
| Grad II       | 1848         | 1853         | 1556         | 1505         | 1339         |
| <b>Total</b>  | <b>1,880</b> | <b>1,867</b> | <b>1,572</b> | <b>1,524</b> | <b>1,357</b> |

## Annual Fundable FTE Contribution

|               | 2010        | 2011        | 2012        | 2013        | 2014        |
|---------------|-------------|-------------|-------------|-------------|-------------|
| <b>Summer</b> |             |             |             |             |             |
| Lower         | 0.0         | 0.0         | 0.0         | 0.0         | 0.0         |
| Upper         | 0.0         | 0.0         | 0.0         | 0.0         | 0.0         |
| Grad I        | 1.0         | 0.4         | 0.5         | 0.6         | 0.6         |
| Grad II       | 57.8        | 57.9        | 48.6        | 47.0        | 41.8        |
| <b>Total</b>  | <b>58.8</b> | <b>58.3</b> | <b>49.1</b> | <b>47.6</b> | <b>42.4</b> |

|              | 2010          | 2011         | 2012         | 2013         | 2014         |
|--------------|---------------|--------------|--------------|--------------|--------------|
| <b>Fall</b>  |               |              |              |              |              |
| Lower        | 0             | 0            | 0            | 0            | 0            |
| Upper        | 0             | 0            | 0            | 0            | 0            |
| Grad I       | 232           | 206          | 263          | 95           | 252          |
| Grad II      | 10,506        | 9,643        | 9,346        | 9,508        | 8,846        |
| <b>Total</b> | <b>10,738</b> | <b>9,849</b> | <b>9,609</b> | <b>9,603</b> | <b>9,098</b> |

|              | 2010         | 2011         | 2012         | 2013         | 2014         |
|--------------|--------------|--------------|--------------|--------------|--------------|
| <b>Fall</b>  |              |              |              |              |              |
| Lower        | 0.0          | 0.0          | 0.0          | 0.0          | 0.0          |
| Upper        | 0.0          | 0.0          | 0.0          | 0.0          | 0.0          |
| Grad I       | 7.3          | 6.4          | 8.2          | 3.0          | 7.9          |
| Grad II      | 328.3        | 301.3        | 292.1        | 297.1        | 276.4        |
| <b>Total</b> | <b>335.6</b> | <b>307.8</b> | <b>300.3</b> | <b>300.1</b> | <b>284.3</b> |

|               | 2011          | 2012         | 2013         | 2014         | 2015         |
|---------------|---------------|--------------|--------------|--------------|--------------|
| <b>Spring</b> |               |              |              |              |              |
| Lower         | 0             | 0            | 0            | 0            | 0            |
| Upper         | 0             | 0            | 0            | 0            | 0            |
| Grad I        | 180           | 181          | 294          | 266          | 269          |
| Grad II       | 9918          | 9557         | 9391         | 9066         | 8548         |
| <b>Total</b>  | <b>10,098</b> | <b>9,738</b> | <b>9,685</b> | <b>9,332</b> | <b>8,817</b> |

|               | 2011         | 2012         | 2013         | 2014         | 2015         |
|---------------|--------------|--------------|--------------|--------------|--------------|
| <b>Spring</b> |              |              |              |              |              |
| Lower         | 0.0          | 0.0          | 0.0          | 0.0          | 0.0          |
| Upper         | 0.0          | 0.0          | 0.0          | 0.0          | 0.0          |
| Grad I        | 5.6          | 5.7          | 9.2          | 8.3          | 8.4          |
| Grad II       | 309.9        | 298.7        | 293.5        | 283.3        | 267.1        |
| <b>Total</b>  | <b>315.6</b> | <b>304.3</b> | <b>302.7</b> | <b>291.6</b> | <b>275.5</b> |

|               | 2010-11       | 2011-12       | 2012-13       | 2013-14       | 2014-15       |
|---------------|---------------|---------------|---------------|---------------|---------------|
| <b>Annual</b> |               |               |               |               |               |
| Lower         | 0             | 0             | 0             | 0             | 0             |
| Upper         | 0             | 0             | 0             | 0             | 0             |
| Grad I        | 444           | 401           | 573           | 380           | 539           |
| Grad II       | 22,272        | 21,053        | 20,293        | 20,079        | 18,733        |
| <b>Total</b>  | <b>22,716</b> | <b>21,454</b> | <b>20,866</b> | <b>20,459</b> | <b>19,272</b> |

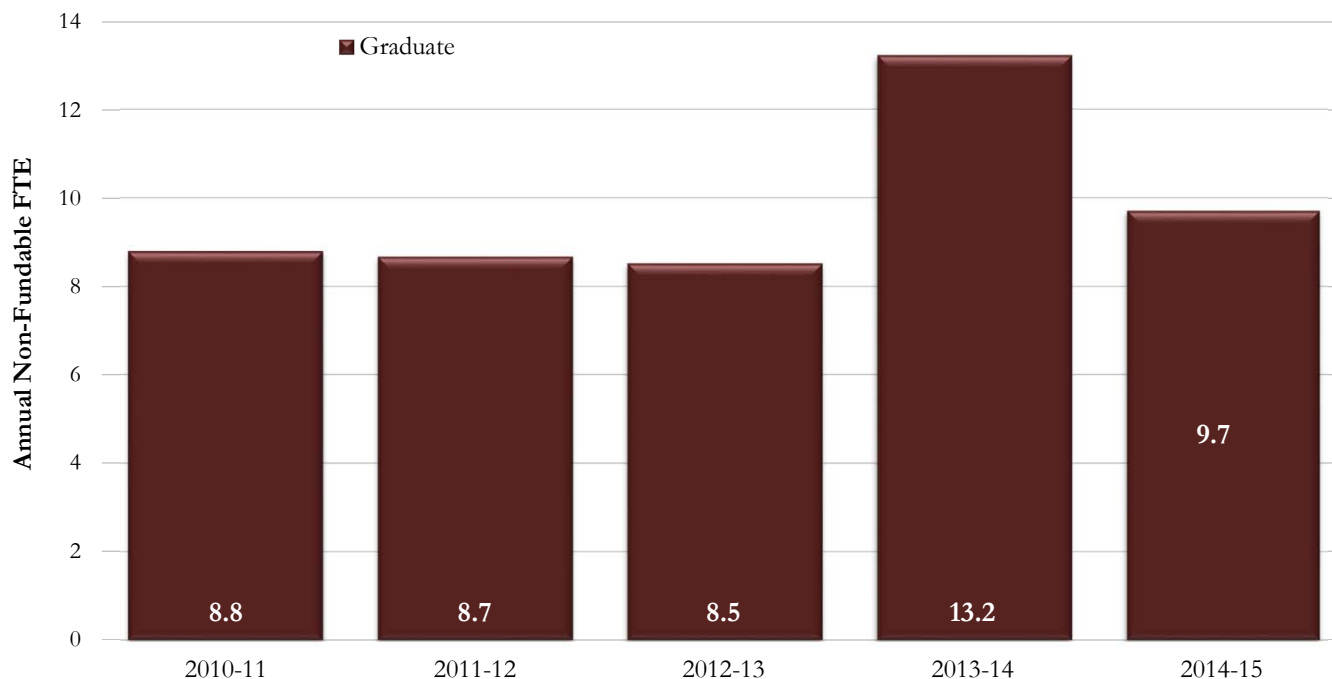
|               | 2010-11      | 2011-12      | 2012-13      | 2013-14      | 2014-15      |
|---------------|--------------|--------------|--------------|--------------|--------------|
| <b>Annual</b> |              |              |              |              |              |
| Lower         | 0.0          | 0.0          | 0.0          | 0.0          | 0.0          |
| Upper         | 0.0          | 0.0          | 0.0          | 0.0          | 0.0          |
| Grad I        | 13.9         | 12.5         | 17.9         | 11.9         | 16.8         |
| Grad II       | 696.0        | 657.9        | 634.2        | 627.5        | 585.4        |
| <b>Total</b>  | <b>709.9</b> | <b>670.4</b> | <b>652.1</b> | <b>639.3</b> | <b>602.3</b> |

Note: Lower and Upper hours are divided by 40 to obtain annual FTE; for all Graduate, hours are divided by 32

Source: Final Student Instruction Files (SIF)

## College Totals

## Non-Fundable Student Credit Hours and FTE



## Non-Fundable SCH Produced

## Annual Non-Fundable FTE Contribution

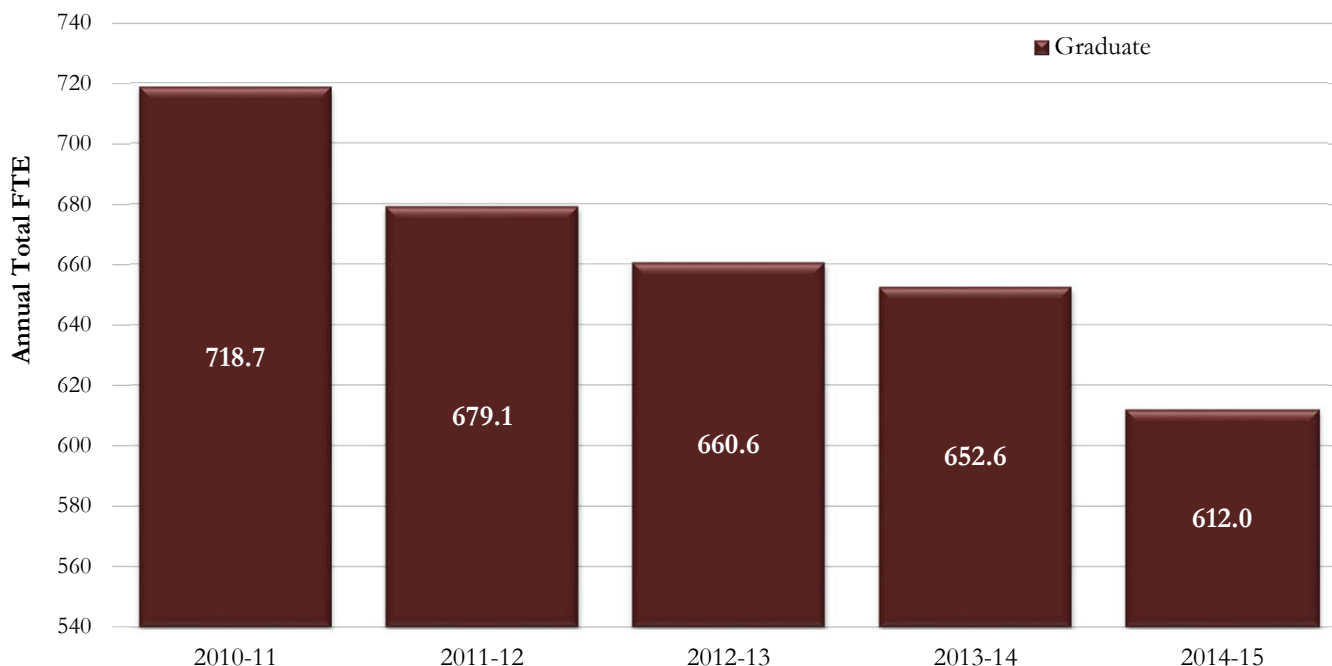
|               | 2010           | 2011           | 2012           | 2013           | 2014           |               | 2010           | 2011           | 2012           | 2013           | 2014           |
|---------------|----------------|----------------|----------------|----------------|----------------|---------------|----------------|----------------|----------------|----------------|----------------|
| <b>Summer</b> |                |                |                |                |                | <b>Summer</b> |                |                |                |                |                |
| Lower         | 0              | 0              | 0              | 0              | 0              | Lower         | 0.0            | 0.0            | 0.0            | 0.0            | 0.0            |
| Upper         | 0              | 0              | 0              | 0              | 0              | Upper         | 0.0            | 0.0            | 0.0            | 0.0            | 0.0            |
| Grad I        | 26             | 88             | 16             | 24             | 12             | Grad I        | 0.8            | 2.8            | 0.5            | 0.8            | 0.4            |
| Grad II       | 210            | 184            | 242            | 232            | 234            | Grad II       | 6.6            | 5.8            | 7.6            | 7.3            | 7.3            |
| <b>Total</b>  | <b>236</b>     | <b>272</b>     | <b>258</b>     | <b>256</b>     | <b>246</b>     | <b>Total</b>  | <b>7.4</b>     | <b>8.5</b>     | <b>8.1</b>     | <b>8.0</b>     | <b>7.7</b>     |
| <b>Fall</b>   | <b>2010</b>    | <b>2011</b>    | <b>2012</b>    | <b>2013</b>    | <b>2014</b>    | <b>Fall</b>   | <b>2010</b>    | <b>2011</b>    | <b>2012</b>    | <b>2013</b>    | <b>2014</b>    |
| Lower         | 0              | 0              | 0              | 0              | 0              | Lower         | 0.0            | 0.0            | 0.0            | 0.0            | 0.0            |
| Upper         | 0              | 0              | 0              | 0              | 0              | Upper         | 0.0            | 0.0            | 0.0            | 0.0            | 0.0            |
| Grad I        | 0              | 6              | 1              | 38             | 43             | Grad I        | 0.0            | 0.2            | 0.0            | 1.2            | 1.3            |
| Grad II       | 14             | 0              | 14             | 48             | 0              | Grad II       | 0.4            | 0.0            | 0.4            | 1.5            | 0.0            |
| <b>Total</b>  | <b>14</b>      | <b>6</b>       | <b>15</b>      | <b>86</b>      | <b>43</b>      | <b>Total</b>  | <b>0.4</b>     | <b>0.2</b>     | <b>0.5</b>     | <b>2.7</b>     | <b>1.3</b>     |
| <b>Spring</b> | <b>2011</b>    | <b>2012</b>    | <b>2013</b>    | <b>2014</b>    | <b>2015</b>    | <b>Spring</b> | <b>2011</b>    | <b>2012</b>    | <b>2013</b>    | <b>2014</b>    | <b>2015</b>    |
| Lower         | 0              | 0              | 0              | 0              | 0              | Lower         | 0.0            | 0.0            | 0.0            | 0.0            | 0.0            |
| Upper         | 0              | 0              | 0              | 0              | 0              | Upper         | 0.0            | 0.0            | 0.0            | 0.0            | 0.0            |
| Grad I        | 0              | 0              | 0              | 9              | 22             | Grad I        | 0.0            | 0.0            | 0.0            | 0.3            | 0.7            |
| Grad II       | 32             | 0              | 0              | 72             | 0              | Grad II       | 1.0            | 0.0            | 0.0            | 2.3            | 0.0            |
| <b>Total</b>  | <b>32</b>      | <b>0</b>       | <b>0</b>       | <b>81</b>      | <b>22</b>      | <b>Total</b>  | <b>1.0</b>     | <b>0.0</b>     | <b>0.0</b>     | <b>2.5</b>     | <b>0.7</b>     |
| <b>Annual</b> | <b>2010-11</b> | <b>2011-12</b> | <b>2012-13</b> | <b>2013-14</b> | <b>2014-15</b> | <b>Annual</b> | <b>2010-11</b> | <b>2011-12</b> | <b>2012-13</b> | <b>2013-14</b> | <b>2014-15</b> |
| Lower         | 0              | 0              | 0              | 0              | 0              | Lower         | 0.0            | 0.0            | 0.0            | 0.0            | 0.0            |
| Upper         | 0              | 0              | 0              | 0              | 0              | Upper         | 0.0            | 0.0            | 0.0            | 0.0            | 0.0            |
| Grad I        | 26             | 94             | 17             | 71             | 77             | Grad I        | 0.8            | 2.9            | 0.5            | 2.2            | 2.4            |
| Grad II       | 256            | 184            | 256            | 352            | 234            | Grad II       | 8.0            | 5.8            | 8.0            | 11.0           | 7.3            |
| <b>Total</b>  | <b>282</b>     | <b>278</b>     | <b>273</b>     | <b>423</b>     | <b>311</b>     | <b>Total</b>  | <b>8.8</b>     | <b>8.7</b>     | <b>8.5</b>     | <b>13.2</b>    | <b>9.7</b>     |

Note: Lower and Upper hours are divided by 40 to obtain annual FTE; for all Graduate, hours are divided by 32

Source: Final Student Instruction Files (SIF)

## College Totals

## Total Student Credit Hours and FTE



## Total SCH Produced

## Annual Total FTE Contribution

| Total SCH Produced |               |               |               |               |               | Annual Total FTE Contribution |              |              |              |              |              |
|--------------------|---------------|---------------|---------------|---------------|---------------|-------------------------------|--------------|--------------|--------------|--------------|--------------|
|                    | 2010          | 2011          | 2012          | 2013          | 2014          |                               | 2010         | 2011         | 2012         | 2013         | 2014         |
| <b>Summer</b>      |               |               |               |               |               | <b>Summer</b>                 |              |              |              |              |              |
| Lower              | 0             | 0             | 0             | 0             | 0             | Lower                         | 0.0          | 0.0          | 0.0          | 0.0          | 0.0          |
| Upper              | 0             | 0             | 0             | 0             | 0             | Upper                         | 0.0          | 0.0          | 0.0          | 0.0          | 0.0          |
| Grad I             | 58            | 102           | 32            | 43            | 30            | Grad I                        | 1.8          | 3.2          | 1.0          | 1.3          | 0.9          |
| Grad II            | 2,058         | 2,037         | 1,798         | 1,737         | 1,573         | Grad II                       | 64.3         | 63.7         | 56.2         | 54.3         | 49.2         |
| <b>Total</b>       | <b>2,116</b>  | <b>2,139</b>  | <b>1,830</b>  | <b>1,780</b>  | <b>1,603</b>  | <b>Total</b>                  | <b>66.1</b>  | <b>66.8</b>  | <b>57.2</b>  | <b>55.6</b>  | <b>50.1</b>  |
| <b>Fall</b>        |               |               |               |               |               | <b>Fall</b>                   |              |              |              |              |              |
| Lower              | 0             | 0             | 0             | 0             | 0             | Lower                         | 0.0          | 0.0          | 0.0          | 0.0          | 0.0          |
| Upper              | 0             | 0             | 0             | 0             | 0             | Upper                         | 0.0          | 0.0          | 0.0          | 0.0          | 0.0          |
| Grad I             | 232           | 212           | 264           | 133           | 295           | Grad I                        | 7.3          | 6.6          | 8.3          | 4.2          | 9.2          |
| Grad II            | 10,520        | 9,643         | 9,360         | 9,556         | 8,846         | Grad II                       | 328.8        | 301.3        | 292.5        | 298.6        | 276.4        |
| <b>Total</b>       | <b>10,752</b> | <b>9,855</b>  | <b>9,624</b>  | <b>9,689</b>  | <b>9,141</b>  | <b>Total</b>                  | <b>336.0</b> | <b>308.0</b> | <b>300.8</b> | <b>302.8</b> | <b>285.7</b> |
| <b>Spring</b>      |               |               |               |               |               | <b>Spring</b>                 |              |              |              |              |              |
| Lower              | 0             | 0             | 0             | 0             | 0             | Lower                         | 0.0          | 0.0          | 0.0          | 0.0          | 0.0          |
| Upper              | 0             | 0             | 0             | 0             | 0             | Upper                         | 0.0          | 0.0          | 0.0          | 0.0          | 0.0          |
| Grad I             | 180           | 181           | 294           | 275           | 291           | Grad I                        | 5.6          | 5.7          | 9.2          | 8.6          | 9.1          |
| Grad II            | 9,950         | 9,557         | 9,391         | 9,138         | 8,548         | Grad II                       | 310.9        | 298.7        | 293.5        | 285.6        | 267.1        |
| <b>Total</b>       | <b>10,130</b> | <b>9,738</b>  | <b>9,685</b>  | <b>9,413</b>  | <b>8,839</b>  | <b>Total</b>                  | <b>316.6</b> | <b>304.3</b> | <b>302.7</b> | <b>294.2</b> | <b>276.2</b> |
| <b>Annual</b>      |               |               |               |               |               | <b>Annual</b>                 |              |              |              |              |              |
| Lower              | 0             | 0             | 0             | 0             | 0             | Lower                         | 0.0          | 0.0          | 0.0          | 0.0          | 0.0          |
| Upper              | 0             | 0             | 0             | 0             | 0             | Upper                         | 0.0          | 0.0          | 0.0          | 0.0          | 0.0          |
| Grad I             | 470           | 495           | 590           | 451           | 616           | Grad I                        | 14.7         | 15.5         | 18.4         | 14.1         | 19.3         |
| Grad II            | 22,528        | 21,237        | 20,549        | 20,431        | 18,967        | Grad II                       | 704.0        | 663.7        | 642.2        | 638.5        | 592.7        |
| <b>Total</b>       | <b>22,998</b> | <b>21,732</b> | <b>21,139</b> | <b>20,882</b> | <b>19,583</b> | <b>Total</b>                  | <b>718.7</b> | <b>679.1</b> | <b>660.6</b> | <b>652.6</b> | <b>612.0</b> |

Note: Lower and Upper hours are divided by 40 to obtain annual FTE; for all Graduate, hours are divided by 32

Source: Final Student Instruction Files (SIF)



**College of Law**  
**E & G Student Credit Hours and Headcount Productivity**  
**By Instructor Type**

|                      | Student        |                | SCH/FTE      | Headcount/   |             |                      | Student        |                | SCH/FTE      | Headcount/   |              |
|----------------------|----------------|----------------|--------------|--------------|-------------|----------------------|----------------|----------------|--------------|--------------|--------------|
|                      | FTE            | Credit Hrs     |              | Headcount    | FTE         |                      | FTE            | Credit Hrs     |              | Headcount    | FTE          |
| <b>Fall 2010</b>     |                |                |              |              |             | <b>Spring 2011</b>   |                |                |              |              |              |
| Faculty              | 45.5251        | 7,376.0        | 162.0        | 3,333.0      | 73.2        | Faculty              | 45.431         | 7,889.0        | 173.6        | 3,714        | 81.8         |
| OPS Regular Faculty  | 0              | 0.0            | 0.0          | 0.0          | 0.0         | OPS Regular Faculty  | 0              | 0.0            | 0.0          | 0            | 0.0          |
| OPS Faculty Adjuncts | 6.9799         | 2,494.0        | 357.3        | 1,142.0      | 163.6       | OPS Faculty Adjuncts | 6.9024         | 1,910.1        | 276.7        | 1,067        | 154.6        |
| Graduate Assistants  | 0              | 0.0            | 0.0          | 0.0          | 0.0         | Graduate Assistants  | 0              | 0.0            | 0.0          | 0            | 0.0          |
| A & P / USPS         | 0              | 0.0            | 0.0          | 0.0          | 0.0         | A & P / USPS         | 0              | 0.0            | 0.0          | 0            | 0.0          |
| Others               | 0              | 0.0            | 0.0          | 0.0          | 0.0         | Others               | 0              | 0.0            | 0.0          | 0            | 0.0          |
|                      | <b>52.505</b>  | <b>9,870.0</b> | <b>188.0</b> | <b>4,475</b> | <b>85.2</b> |                      | <b>52.3334</b> | <b>9,799.1</b> | <b>187.2</b> | <b>4,781</b> | <b>91.4</b>  |
| <b>Fall 2011</b>     |                |                |              |              |             | <b>Spring 2012</b>   |                |                |              |              |              |
| Faculty              | 46.98          | 7,372.0        | 156.9        | 3,061.0      | 65.2        | Faculty              | 45.9203        | 7,853.5        | 171.0        | 3,291        | 71.7         |
| OPS Regular Faculty  | 0              | 0.0            | 0.0          | 0.0          | 0.0         | OPS Regular Faculty  | 0              | 0.0            | 0.0          | 0            | 0.0          |
| OPS Faculty Adjuncts | 7.5339         | 2,319.0        | 307.8        | 1,088.0      | 144.4       | OPS Faculty Adjuncts | 8.0034         | 1,726.5        | 215.7        | 887          | 110.8        |
| Graduate Assistants  | 0              | 0.0            | 0.0          | 0.0          | 0.0         | Graduate Assistants  | 0              | 0.0            | 0.0          | 0            | 0.0          |
| A & P / USPS         | 0              | 0.0            | 0.0          | 0.0          | 0.0         | A & P / USPS         | 0              | 0.0            | 0.0          | 0            | 0.0          |
| Others               | 0              | 0.0            | 0.0          | 0.0          | 0.0         | Others               | 0              | 0.0            | 0.0          | 0            | 0.0          |
|                      | <b>54.52</b>   | <b>9,691.0</b> | <b>177.8</b> | <b>4,149</b> | <b>76.1</b> |                      | <b>53.9237</b> | <b>9,580.0</b> | <b>177.7</b> | <b>4,178</b> | <b>77.5</b>  |
| <b>Fall 2012</b>     |                |                |              |              |             | <b>Spring 2013</b>   |                |                |              |              |              |
| Faculty              | 45.7433        | 7,822.0        | 171.0        | 3,529        | 77.1        | Faculty              | 45.9748        | 6,840.5        | 148.8        | 3,213        | 69.9         |
| OPS Regular Faculty  | 0              | 0.0            | 0.0          | 0            | 0.0         | OPS Regular Faculty  | 0              | 0.0            | 0.0          | 0            | 0.0          |
| OPS Faculty Adjuncts | 6.1927         | 1,419.0        | 229.1        | 817          | 131.9       | OPS Faculty Adjuncts | 8.837          | 2,427.0        | 274.6        | 1,376        | 155.7        |
| Graduate Assistants  | 0              | 0.0            | 0.0          | 0            | 0.0         | Graduate Assistants  | 0              | 0.0            | 0.0          | 0            | 0.0          |
| A & P / USPS         | 0              | 0.0            | 0.0          | 0            | 0.0         | A & P / USPS         | 0              | 0.0            | 0.0          | 0            | 0.0          |
| Others               | 0              | 0.0            | 0.0          | 0            | 0.0         | Others               | 0              | 0.0            | 0.0          | 0            | 0.0          |
|                      | <b>51.936</b>  | <b>9,241.0</b> | <b>177.9</b> | <b>4,346</b> | <b>83.7</b> |                      | <b>54.8118</b> | <b>9,267.5</b> | <b>169.1</b> | <b>4,589</b> | <b>83.7</b>  |
| <b>Fall 2013</b>     |                |                |              |              |             | <b>Spring 2014</b>   |                |                |              |              |              |
| Faculty              | 46.0237        | 8,104.1        | 176.1        | 3,266.0      | 71.0        | Faculty              | 46.1084        | 6,814.8        | 147.8        | 3,270        | 70.9         |
| OPS Regular Faculty  | 0              | 0.0            | 0.0          | 0.0          | 0.0         | OPS Regular Faculty  | 0              | 0.0            | 0.0          | 0            | 0.0          |
| OPS Faculty Adjuncts | 4.8549         | 1,433.5        | 295.3        | 871.0        | 179.4       | OPS Faculty Adjuncts | 5.7667         | 2,431.6        | 421.7        | 2,020        | 350.3        |
| Graduate Assistants  | 0              | 0.0            | 0.0          | 0.0          | 0.0         | Graduate Assistants  | 0              | 0.0            | 0.0          | 0            | 0.0          |
| A & P / USPS         | 0              | 0.0            | 0.0          | 0.0          | 0.0         | A & P / USPS         | 0              | 0.0            | 0.0          | 0            | 0.0          |
| Others               | 0              | 0.0            | 0.0          | 0.0          | 0.0         | Others               | 0              | 0.0            | 0.0          | 0            | 0.0          |
|                      | <b>50.8786</b> | <b>9,537.6</b> | <b>187.5</b> | <b>4,137</b> | <b>81.3</b> |                      | <b>51.8751</b> | <b>9,246.4</b> | <b>178.2</b> | <b>5,290</b> | <b>102.0</b> |
| <b>Fall 2014</b>     |                |                |              |              |             | <b>Spring 2015</b>   |                |                |              |              |              |
| Faculty              | 47.3781        | 8,011.2        | 169.1        | 3,652.0      | 77.1        | Faculty              | 47.5838        | 6,738.1        | 141.6        | 3,121        | 65.6         |
| OPS Regular Faculty  | 0              | 0.0            | 0.0          | 0.0          | 0.0         | OPS Regular Faculty  | 0              | 0.0            | 0.0          | 0            | 0.0          |
| OPS Faculty Adjuncts | 4.2859         | 857.0          | 200.0        | 449.0        | 104.8       | OPS Faculty Adjuncts | 7.2164         | 1,909.5        | 264.6        | 991          | 137.3        |
| Graduate Assistants  | 0              | 0.0            | 0.0          | 0.0          | 0.0         | Graduate Assistants  | 0              | 0.0            | 0.0          | 0            | 0.0          |
| A & P / USPS         | 0              | 0.0            | 0.0          | 0.0          | 0.0         | A & P / USPS         | 0              | 0.0            | 0.0          | 0            | 0.0          |
| Others               | 0              | 0.0            | 0.0          | 0.0          | 0.0         | Others               | 0              | 0.0            | 0.0          | 0            | 0.0          |
|                      | <b>51.664</b>  | <b>8,868.2</b> | <b>171.7</b> | <b>4,101</b> | <b>79.4</b> |                      | <b>54.8002</b> | <b>8,647.6</b> | <b>157.8</b> | <b>4,112</b> | <b>75.0</b>  |

| Fall 2010 - Spring 2011: |       |      | Organized Courses (C, D, & L) |          |       |           |          |       |           |          |       |
|--------------------------|-------|------|-------------------------------|----------|-------|-----------|----------|-------|-----------|----------|-------|
| E&G Faculty Member       |       |      | SCH                           |          |       | Headcount |          |       | Sections  |          |       |
| Last Name                | Class | FTE  | Undergrad                     | Graduate | Total | Undergrad | Graduate | Total | Undergrad | Graduate | Total |
| Abbott                   | 9009  | 2.00 | 0.0                           | 309.0    | 309.0 | 0.0       | 206.0    | 206.0 | .         | 4.0      | 4.0   |
| Adelson                  | 9121  | 0.50 | 0.0                           | 59.0     | 59.0  | 0.0       | 22.0     | 22.0  | .         | 1.5      | 1.5   |
| Alces                    | 9003  | 2.00 | 0.0                           | 527.0    | 527.0 | 0.0       | 255.0    | 255.0 | .         | 3.0      | 3.0   |
| Annino                   | 9166  | 0.35 | .                             | .        | .     | .         | .        | .     | .         | .        | .     |
| Atkinson                 | 9001  | 2.00 | 0.0                           | 530.5    | 530.5 | 0.0       | 234.0    | 234.0 | .         | 4.0      | 4.0   |
| Bayern                   | 9003  | 2.00 | 0.0                           | 694.0    | 694.0 | 0.0       | 372.0    | 372.0 | .         | 3.0      | 3.0   |
| Blenkhorn                | 9120  | 2.00 | 0.0                           | 128.0    | 128.0 | 0.0       | 47.0     | 47.0  | .         | 2.0      | 2.0   |
| Bridgeman                | 9002  | 2.00 | 0.0                           | 878.5    | 878.5 | 0.0       | 352.0    | 352.0 | .         | 4.0      | 4.0   |
| Burch                    | 9003  | 2.00 | 0.0                           | 743.0    | 743.0 | 0.0       | 355.0    | 355.0 | .         | 3.0      | 3.0   |
| Burch                    | 9121  | 2.00 | 0.0                           | 102.0    | 102.0 | 0.0       | 34.0     | 34.0  | .         | 1.0      | 1.0   |
| Christie                 | 9001  | 2.00 | 0.0                           | 284.0    | 284.0 | 0.0       | 154.0    | 154.0 | .         | 19.0     | 19.0  |
| Craig                    | 9001  | 2.00 | 0.0                           | 515.0    | 515.0 | 0.0       | 211.0    | 211.0 | .         | 8.0      | 8.0   |
| Curtin                   | 9121  | 2.00 | 0.0                           | 105.0    | 105.0 | 0.0       | 35.0     | 35.0  | .         | 1.0      | 1.0   |
| D                        | 9001  | 1.00 | 0.0                           | 75.0     | 75.0  | 0.0       | 50.0     | 50.0  | .         | 1.5      | 1.5   |
| Daniels                  | 9199  | 1.00 | 0.0                           | 333.0    | 333.0 | 0.0       | 222.0    | 222.0 | .         | 1.0      | 1.0   |
| Dodge                    | 9001  | 2.00 | 0.0                           | 318.0    | 318.0 | 0.0       | 85.0     | 85.0  | .         | 3.0      | 3.0   |
| Fontaine                 | 9003  | 2.00 | 0.0                           | 459.0    | 459.0 | 0.0       | 306.0    | 306.0 | .         | 3.0      | 3.0   |
| Gertz                    | 9166  | 2.00 | 0.0                           | 44.0     | 44.0  | 0.0       | 32.0     | 32.0  | .         | 2.0      | 2.0   |
| Griffith                 | 9001  | 2.00 | 0.0                           | 223.0    | 223.0 | 0.0       | 101.0    | 101.0 | .         | 4.0      | 4.0   |
| Grove                    | 9003  | 2.00 | 0.0                           | 570.0    | 570.0 | 0.0       | 380.0    | 380.0 | .         | 3.0      | 3.0   |
| Hirsch                   | 9001  | 1.97 | 0.0                           | 728.0    | 728.0 | 0.0       | 305.0    | 305.0 | .         | 3.0      | 3.0   |
| Jones                    | 9199  | 1.00 | 0.0                           | 120.0    | 120.0 | 0.0       | 45.0     | 45.0  | .         | 2.0      | 2.0   |
| Krieger                  | 9166  | 2.00 | .                             | .        | .     | .         | .        | .     | .         | .        | .     |
| Landau                   | 9003  | 2.00 | 0.0                           | 323.0    | 323.0 | 0.0       | 98.0     | 98.0  | .         | 3.0      | 3.0   |
| Lavia                    | 9120  | 2.00 | 0.0                           | 405.0    | 405.0 | 0.0       | 211.0    | 211.0 | .         | 4.0      | 4.0   |
| Lee                      | 9002  | 0.98 | 0.0                           | 308.0    | 308.0 | 0.0       | 142.0    | 142.0 | .         | 2.0      | 2.0   |
| Linford                  | 9003  | 2.00 | 0.0                           | 390.0    | 390.0 | 0.0       | 132.0    | 132.0 | .         | 3.0      | 3.0   |
| Logan                    | 9001  | 1.00 | 0.0                           | 260.0    | 260.0 | 0.0       | 92.0     | 92.0  | .         | 2.0      | 2.0   |
| Markel                   | 9002  | 1.00 | 0.0                           | 183.0    | 183.0 | 0.0       | 61.0     | 61.0  | .         | 2.0      | 2.0   |
| Markell                  | 9001  | 2.00 | 0.0                           | 573.0    | 573.0 | 0.0       | 349.0    | 349.0 | .         | 7.0      | 7.0   |
| Matthews                 | 9120  | 2.00 | 0.0                           | 129.0    | 129.0 | 0.0       | 47.0     | 47.0  | .         | 2.0      | 2.0   |
| Rossi                    | 9001  | 2.00 | 0.0                           | 506.0    | 506.0 | 0.0       | 224.0    | 224.0 | .         | 3.0      | 3.0   |
| Ruhl                     | 9001  | 2.00 | 0.0                           | 578.0    | 578.0 | 0.0       | 273.0    | 273.0 | .         | 6.0      | 6.0   |
| Sandrik                  | 9003  | 2.00 | 0.0                           | 177.0    | 177.0 | 0.0       | 92.0     | 92.0  | .         | 2.0      | 2.0   |
| Seidenfeld               | 9001  | 1.00 | 0.0                           | 414.0    | 414.0 | 0.0       | 138.0    | 138.0 | .         | 2.0      | 2.0   |
| Stern                    | 9001  | 2.00 | 0.0                           | 473.0    | 473.0 | 0.0       | 251.0    | 251.0 | .         | 4.0      | 4.0   |
| Stone                    | 9166  | 1.67 | 6.0                           | 69.0     | 75.0  | 6.0       | 38.0     | 44.0  | 1.0       | 2.0      | 3.0   |

| Fall 2010 - Spring 2011: |       |             | Organized Courses (C, D, & L) |                 |                 |            |                |                |            |              |              |
|--------------------------|-------|-------------|-------------------------------|-----------------|-----------------|------------|----------------|----------------|------------|--------------|--------------|
| E&G Faculty Member       |       |             | SCH                           |                 |                 | Headcount  |                |                | Sections   |              |              |
| Last Name                | Class | FTE         | Undergrad                     | Graduate        | Total           | Undergrad  | Graduate       | Total          | Undergrad  | Graduate     | Total        |
| Taylor                   | 9120  | 2.00        | 0.0                           | 134.0           | 134.0           | 0.0        | 50.0           | 50.0           | .          | 2.0          | 2.0          |
| Teson                    | 9009  | 2.00        | 0.0                           | 276.0           | 276.0           | 0.0        | 160.0          | 160.0          | .          | 4.0          | 4.0          |
| Tolson                   | 9003  | 1.00        | 0.0                           | 204.0           | 204.0           | 0.0        | 68.0           | 68.0           | .          | 1.0          | 1.0          |
| Utset                    | 9001  | 2.00        | 0.0                           | 441.0           | 441.0           | 0.0        | 149.0          | 149.0          | .          | 4.0          | 4.0          |
| Weidner                  | 9001  | 1.00        | 0.0                           | 45.0            | 45.0            | 0.0        | 15.0           | 15.0           | .          | 1.0          | 1.0          |
| Wolf                     | 9120  | 2.00        | 0.0                           | 474.0           | 474.0           | 0.0        | 158.0          | 158.0          | .          | 3.0          | 3.0          |
| Avg. per Faculty         |       | 1.71        | 0.1                           | 344.1           | 344.2           | 0.1        | 159.8          | 159.9          | 1.0        | 3.3          | 3.3          |
| <i>Total</i>             |       | <i>75.2</i> | <i>6.1</i>                    | <i>14,451.1</i> | <i>14,457.2</i> | <i>6.1</i> | <i>6,710.8</i> | <i>6,716.9</i> | <i>2.0</i> | <i>138.3</i> | <i>139.3</i> |

| Fall 2010 - Spring 2011: |       |      | Individualized Courses (G, T, I, O, P, R, S, & Z) |          |       |           |          |       |           |          |       |
|--------------------------|-------|------|---|----------|-------|-----------|----------|-------|-----------|----------|-------|
| E&G Faculty Member       |       |      | SCH   |          |       | Headcount |          |       | Sections  |          |       |
| Last Name                | Class | FTE  | Undergrad   | Graduate | Total | Undergrad | Graduate | Total | Undergrad | Graduate | Total |
| Abbott                   | 9009  | 2.00 | .   | .        | .     | .         | .        | .     | .         | .        | .     |
| Adelson                  | 9121  | 0.50 | .   | .        | .     | .         | .        | .     | .         | .        | .     |
| Alces                    | 9003  | 2.00 | .   | .        | .     | .         | .        | .     | .         | .        | .     |
| Annino                   | 9166  | 0.35 | 0.0   | 84.0     | 84.0  | 0.0       | 18.0     | 18.0  | .         | 2.0      | 2.0   |
| Atkinson                 | 9001  | 2.00 | .   | .        | .     | .         | .        | .     | .         | .        | .     |
| Bayern                   | 9003  | 2.00 | .   | .        | .     | .         | .        | .     | .         | .        | .     |
| Blenkhorn                | 9120  | 2.00 | 0.0   | 70.0     | 70.0  | 0.0       | 35.0     | 35.0  | .         | 1.0      | 1.0   |
| Bridgeman                | 9002  | 2.00 | 0.0   | 6.0      | 6.0   | 0.0       | 3.0      | 3.0   | .         | 3.0      | 3.0   |
| Burch                    | 9003  | 2.00 | 0.0   | 2.0      | 2.0   | 0.0       | 1.0      | 1.0   | .         | 1.0      | 1.0   |
| Burch                    | 9121  | 2.00 | 0.0   | 70.0     | 70.0  | 0.0       | 35.0     | 35.0  | .         | 1.0      | 1.0   |
| Christie                 | 9001  | 2.00 | .   | .        | .     | .         | .        | .     | .         | .        | .     |
| Craig                    | 9001  | 2.00 | 0.0   | 2.0      | 2.0   | 0.0       | 1.0      | 1.0   | .         | 1.0      | 1.0   |
| Curtin                   | 9121  | 2.00 | 0.0   | 68.0     | 68.0  | 0.0       | 34.0     | 34.0  | .         | 1.0      | 1.0   |
| D                        | 9001  | 1.00 | .   | .        | .     | .         | .        | .     | .         | .        | .     |
| Daniels                  | 9199  | 1.00 | .   | .        | .     | .         | .        | .     | .         | .        | .     |
| Dodge                    | 9001  | 2.00 | .   | .        | .     | .         | .        | .     | .         | .        | .     |
| Fontaine                 | 9003  | 2.00 | .   | .        | .     | .         | .        | .     | .         | .        | .     |
| Gertz                    | 9166  | 2.00 | 0.0   | 260.0    | 260.0 | 0.0       | 80.0     | 80.0  | .         | 8.0      | 8.0   |
| Griffith                 | 9001  | 2.00 | .   | .        | .     | .         | .        | .     | .         | .        | .     |
| Grove                    | 9003  | 2.00 | .   | .        | .     | .         | .        | .     | .         | .        | .     |
| Hirsch                   | 9001  | 1.97 | .   | .        | .     | .         | .        | .     | .         | .        | .     |
| Jones                    | 9199  | 1.00 | .   | .        | .     | .         | .        | .     | .         | .        | .     |
| Krieger                  | 9166  | 2.00 | 0.0   | 266.0    | 266.0 | 0.0       | 82.0     | 82.0  | .         | 8.0      | 8.0   |
| Landau                   | 9003  | 2.00 | .   | .        | .     | .         | .        | .     | .         | .        | .     |
| Lavia                    | 9120  | 2.00 | .   | .        | .     | .         | .        | .     | .         | .        | .     |
| Lee                      | 9002  | 0.98 | .   | .        | .     | .         | .        | .     | .         | .        | .     |
| Linford                  | 9003  | 2.00 | .   | .        | .     | .         | .        | .     | .         | .        | .     |
| Logan                    | 9001  | 1.00 | .   | .        | .     | .         | .        | .     | .         | .        | .     |
| Markel                   | 9002  | 1.00 | .   | .        | .     | .         | .        | .     | .         | .        | .     |
| Markell                  | 9001  | 2.00 | .   | .        | .     | .         | .        | .     | .         | .        | .     |
| Matthews                 | 9120  | 2.00 | 0.0   | 68.0     | 68.0  | 0.0       | 34.0     | 34.0  | .         | 1.0      | 1.0   |
| Rossi                    | 9001  | 2.00 | .   | .        | .     | .         | .        | .     | .         | .        | .     |
| Ruhl                     | 9001  | 2.00 | .   | .        | .     | .         | .        | .     | .         | .        | .     |
| Sandrik                  | 9003  | 2.00 | .   | .        | .     | .         | .        | .     | .         | .        | .     |
| Seidenfeld               | 9001  | 1.00 | .   | .        | .     | .         | .        | .     | .         | .        | .     |
| Stern                    | 9001  | 2.00 | 0.0   | 2.0      | 2.0   | 0.0       | 1.0      | 1.0   | .         | 1.0      | 1.0   |
| Stone                    | 9166  | 1.67 | 0.0   | 83.0     | 83.0  | 0.0       | 15.0     | 15.0  | .         | 2.0      | 2.0   |

| Fall 2010 - Spring 2011: |       |             | Individualized Courses (G, T, I, O, P, R, S, & Z) |                |                |            |              |              |           |             |             |
|--------------------------|-------|-------------|---|----------------|----------------|------------|--------------|--------------|-----------|-------------|-------------|
| E&G Faculty Member       |       |             | SCH   |                |                | Headcount  |              |              | Sections  |             |             |
| Last Name                | Class | FTE         | Undergrad   | Graduate       | Total          | Undergrad  | Graduate     | Total        | Undergrad | Graduate    | Total       |
| Taylor                   | 9120  | 2.00        | 0.0   | 66.0           | 66.0           | 0.0        | 33.0         | 33.0         | .         | 1.0         | 1.0         |
| Teson                    | 9009  | 2.00        | .   | .              | .              | .          | .            | .            | .         | .           | .           |
| Tolson                   | 9003  | 1.00        | .   | .              | .              | .          | .            | .            | .         | .           | .           |
| Utset                    | 9001  | 2.00        | .   | .              | .              | .          | .            | .            | .         | .           | .           |
| Weidner                  | 9001  | 1.00        | .   | .              | .              | .          | .            | .            | .         | .           | .           |
| Wolf                     | 9120  | 2.00        | 0.0   | 66.0           | 66.0           | 0.0        | 33.0         | 33.0         | .         | 1.0         | 1.0         |
| Avg. per Faculty         |       | 1.71        | 0.0   | 79.5           | 79.5           | 0.0        | 28.9         | 28.9         | .         | 2.3         | 2.3         |
| <i>Total</i>             |       | <i>75.2</i> | <i>0.0</i>  | <i>1,192.5</i> | <i>1,192.5</i> | <i>0.0</i> | <i>433.9</i> | <i>433.9</i> | .         | <i>34.3</i> | <i>34.3</i> |

| Fall 2010 - Spring 2011: |       |      | All Courses |          |       |           |          |       |           |          |       |
|--------------------------|-------|------|-------------|----------|-------|-----------|----------|-------|-----------|----------|-------|
| E&G Faculty Member       |       |      | SCH         |          |       | Headcount |          |       | Sections  |          |       |
| Last Name                | Class | FTE  | Undergrad   | Graduate | Total | Undergrad | Graduate | Total | Undergrad | Graduate | Total |
| Abbott                   | 9009  | 2.00 | 0.0         | 309.0    | 309.0 | 0.0       | 206.0    | 206.0 | .         | 4.0      | 4.0   |
| Adelson                  | 9121  | 0.50 | 0.0         | 59.0     | 59.0  | 0.0       | 22.0     | 22.0  | .         | 1.5      | 1.5   |
| Alces                    | 9003  | 2.00 | 0.0         | 527.0    | 527.0 | 0.0       | 255.0    | 255.0 | .         | 3.0      | 3.0   |
| Annino                   | 9166  | 0.35 | 0.0         | 84.0     | 84.0  | 0.0       | 18.0     | 18.0  | .         | 2.0      | 2.0   |
| Atkinson                 | 9001  | 2.00 | 0.0         | 530.5    | 530.5 | 0.0       | 234.0    | 234.0 | .         | 4.0      | 4.0   |
| Bayern                   | 9003  | 2.00 | 0.0         | 694.0    | 694.0 | 0.0       | 372.0    | 372.0 | .         | 3.0      | 3.0   |
| Blenkhorn                | 9120  | 2.00 | 0.0         | 198.0    | 198.0 | 0.0       | 82.0     | 82.0  | .         | 3.0      | 3.0   |
| Bridgeman                | 9002  | 2.00 | 0.0         | 884.5    | 884.5 | 0.0       | 355.0    | 355.0 | .         | 7.0      | 7.0   |
| Burch                    | 9003  | 2.00 | 0.0         | 745.0    | 745.0 | 0.0       | 356.0    | 356.0 | .         | 4.0      | 4.0   |
| Burch                    | 9121  | 2.00 | 0.0         | 172.0    | 172.0 | 0.0       | 69.0     | 69.0  | .         | 2.0      | 2.0   |
| Christie                 | 9001  | 2.00 | 0.0         | 284.0    | 284.0 | 0.0       | 154.0    | 154.0 | .         | 19.0     | 19.0  |
| Craig                    | 9001  | 2.00 | 0.0         | 517.0    | 517.0 | 0.0       | 212.0    | 212.0 | .         | 9.0      | 9.0   |
| Curtin                   | 9121  | 2.00 | 0.0         | 173.0    | 173.0 | 0.0       | 69.0     | 69.0  | .         | 2.0      | 2.0   |
| D                        | 9001  | 1.00 | 0.0         | 75.0     | 75.0  | 0.0       | 50.0     | 50.0  | .         | 1.5      | 1.5   |
| Daniels                  | 9199  | 1.00 | 0.0         | 333.0    | 333.0 | 0.0       | 222.0    | 222.0 | .         | 1.0      | 1.0   |
| Dodge                    | 9001  | 2.00 | 0.0         | 318.0    | 318.0 | 0.0       | 85.0     | 85.0  | .         | 3.0      | 3.0   |
| Fontaine                 | 9003  | 2.00 | 0.0         | 459.0    | 459.0 | 0.0       | 306.0    | 306.0 | .         | 3.0      | 3.0   |
| Gertz                    | 9166  | 2.00 | 0.0         | 304.0    | 304.0 | 0.0       | 112.0    | 112.0 | .         | 10.0     | 10.0  |
| Griffith                 | 9001  | 2.00 | 0.0         | 223.0    | 223.0 | 0.0       | 101.0    | 101.0 | .         | 4.0      | 4.0   |
| Grove                    | 9003  | 2.00 | 0.0         | 570.0    | 570.0 | 0.0       | 380.0    | 380.0 | .         | 3.0      | 3.0   |
| Hirsch                   | 9001  | 1.97 | 0.0         | 728.0    | 728.0 | 0.0       | 305.0    | 305.0 | .         | 3.0      | 3.0   |
| Jones                    | 9199  | 1.00 | 0.0         | 120.0    | 120.0 | 0.0       | 45.0     | 45.0  | .         | 2.0      | 2.0   |
| Krieger                  | 9166  | 2.00 | 0.0         | 266.0    | 266.0 | 0.0       | 82.0     | 82.0  | .         | 8.0      | 8.0   |
| Landau                   | 9003  | 2.00 | 0.0         | 323.0    | 323.0 | 0.0       | 98.0     | 98.0  | .         | 3.0      | 3.0   |
| Lavia                    | 9120  | 2.00 | 0.0         | 405.0    | 405.0 | 0.0       | 211.0    | 211.0 | .         | 4.0      | 4.0   |
| Lee                      | 9002  | 0.98 | 0.0         | 308.0    | 308.0 | 0.0       | 142.0    | 142.0 | .         | 2.0      | 2.0   |
| Linford                  | 9003  | 2.00 | 0.0         | 390.0    | 390.0 | 0.0       | 132.0    | 132.0 | .         | 3.0      | 3.0   |
| Logan                    | 9001  | 1.00 | 0.0         | 260.0    | 260.0 | 0.0       | 92.0     | 92.0  | .         | 2.0      | 2.0   |
| Markel                   | 9002  | 1.00 | 0.0         | 183.0    | 183.0 | 0.0       | 61.0     | 61.0  | .         | 2.0      | 2.0   |
| Markell                  | 9001  | 2.00 | 0.0         | 573.0    | 573.0 | 0.0       | 349.0    | 349.0 | .         | 7.0      | 7.0   |
| Matthews                 | 9120  | 2.00 | 0.0         | 197.0    | 197.0 | 0.0       | 81.0     | 81.0  | .         | 3.0      | 3.0   |
| Rossi                    | 9001  | 2.00 | 0.0         | 506.0    | 506.0 | 0.0       | 224.0    | 224.0 | .         | 3.0      | 3.0   |
| Ruhl                     | 9001  | 2.00 | 0.0         | 578.0    | 578.0 | 0.0       | 273.0    | 273.0 | .         | 6.0      | 6.0   |
| Sandrik                  | 9003  | 2.00 | 0.0         | 177.0    | 177.0 | 0.0       | 92.0     | 92.0  | .         | 2.0      | 2.0   |
| Seidenfeld               | 9001  | 1.00 | 0.0         | 414.0    | 414.0 | 0.0       | 138.0    | 138.0 | .         | 2.0      | 2.0   |
| Stern                    | 9001  | 2.00 | 0.0         | 475.0    | 475.0 | 0.0       | 252.0    | 252.0 | .         | 5.0      | 5.0   |
| Stone                    | 9166  | 1.67 | 6.0         | 152.0    | 158.0 | 6.0       | 53.0     | 59.0  | 1.0       | 4.0      | 5.0   |

| Fall 2010 - Spring 2011: |       |             | All Courses |                 |                 |            |                |                |            |              |              |
|--------------------------|-------|-------------|-------------|-----------------|-----------------|------------|----------------|----------------|------------|--------------|--------------|
| E&G Faculty Member       |       |             | SCH         |                 |                 | Headcount  |                |                | Sections   |              |              |
| Last Name                | Class | FTE         | Undergrad   | Graduate        | Total           | Undergrad  | Graduate       | Total          | Undergrad  | Graduate     | Total        |
| Taylor                   | 9120  | 2.00        | 0.0         | 200.0           | 200.0           | 0.0        | 83.0           | 83.0           | .          | 3.0          | 3.0          |
| Teson                    | 9009  | 2.00        | 0.0         | 276.0           | 276.0           | 0.0        | 160.0          | 160.0          | .          | 4.0          | 4.0          |
| Tolson                   | 9003  | 1.00        | 0.0         | 204.0           | 204.0           | 0.0        | 68.0           | 68.0           | .          | 1.0          | 1.0          |
| Utset                    | 9001  | 2.00        | 0.0         | 441.0           | 441.0           | 0.0        | 149.0          | 149.0          | .          | 4.0          | 4.0          |
| Weidner                  | 9001  | 1.00        | 0.0         | 45.0            | 45.0            | 0.0        | 15.0           | 15.0           | .          | 1.0          | 1.0          |
| Wolf                     | 9120  | 2.00        | 0.0         | 540.0           | 540.0           | 0.0        | 191.0          | 191.0          | .          | 4.0          | 4.0          |
| Avg. per Faculty         |       | 1.71        | 0.1         | 354.0           | 354.1           | 0.1        | 161.8          | 161.9          | 1.0        | 3.9          | 3.9          |
| <i>Total</i>             |       | <i>75.2</i> | <i>6.1</i>  | <i>15,574.0</i> | <i>15,580.1</i> | <i>6.1</i> | <i>7,117.8</i> | <i>7,123.9</i> | <i>2.0</i> | <i>170.9</i> | <i>171.9</i> |

| Fall 2014 - Spring 2015: |       |      | Organized Courses (C, D, & L) |          |       |           |          |       |           |          |       |
|--------------------------|-------|------|-------------------------------|----------|-------|-----------|----------|-------|-----------|----------|-------|
| E&G Faculty Member       |       |      | SCH                           |          |       | Headcount |          |       | Sections  |          |       |
| Last Name                | Class | FTE  | Undergrad                     | Graduate | Total | Undergrad | Graduate | Total | Undergrad | Graduate | Total |
| Abbott                   | 9009  | 2.00 | 0.0                           | 309.0    | 309.0 | 0.0       | .        | 0.0   | .         | 4.0      | 4.0   |
| Adelson                  | 9121  | 0.50 | 0.0                           | 59.0     | 59.0  | 0.0       | .        | 0.0   | .         | 1.5      | 1.5   |
| Alces                    | 9003  | 2.00 | 0.0                           | 527.0    | 527.0 | 0.0       | .        | 0.0   | .         | 3.0      | 3.0   |
| Annino                   | 9166  | 0.40 | .                             | .        | .     | .         | .        | .     | .         | .        | .     |
| Atkinson                 | 9001  | 2.26 | 0.0                           | 537.0    | 537.0 | 0.0       | .        | 0.0   | .         | 4.5      | 4.5   |
| Bayern                   | 9003  | 2.00 | 0.0                           | 694.0    | 694.0 | 0.0       | .        | 0.0   | .         | 3.0      | 3.0   |
| Blenkhorn                | 9120  | 2.00 | 0.0                           | 128.0    | 128.0 | 0.0       | .        | 0.0   | .         | 2.0      | 2.0   |
| Bridgeman                | 9002  | 2.38 | 0.0                           | 885.0    | 885.0 | 0.0       | .        | 0.0   | .         | 4.5      | 4.5   |
| Burch                    | 9003  | 2.00 | 0.0                           | 743.0    | 743.0 | 0.0       | .        | 0.0   | .         | 3.0      | 3.0   |
| Burch                    | 9121  | 2.00 | 0.0                           | 102.0    | 102.0 | 0.0       | .        | 0.0   | .         | 1.0      | 1.0   |
| Christie                 | 9001  | 2.54 | 0.0                           | 363.0    | 363.0 | 0.0       | .        | 0.0   | .         | 23.0     | 23.0  |
| Craig                    | 9001  | 2.00 | 0.0                           | 515.0    | 515.0 | 0.0       | .        | 0.0   | .         | 8.0      | 8.0   |
| Curtin                   | 9121  | 2.00 | 0.0                           | 105.0    | 105.0 | 0.0       | .        | 0.0   | .         | 1.0      | 1.0   |
| D                        | 9001  | 1.00 | 0.0                           | 75.0     | 75.0  | 0.0       | .        | 0.0   | .         | 1.5      | 1.5   |
| Daniels                  | 9199  | 1.00 | 0.0                           | 333.0    | 333.0 | 0.0       | .        | 0.0   | .         | 1.0      | 1.0   |
| Dodge                    | 9001  | 2.00 | 0.0                           | 318.0    | 318.0 | 0.0       | .        | 0.0   | .         | 3.0      | 3.0   |
| Fontaine                 | 9003  | 2.00 | 0.0                           | 459.0    | 459.0 | 0.0       | .        | 0.0   | .         | 3.0      | 3.0   |
| Gertz                    | 9120  | 1.00 | 0.0                           | 44.0     | 44.0  | 0.0       | .        | 0.0   | .         | 2.0      | 2.0   |
| Gertz                    | 9166  | 2.00 | 0.0                           | 44.0     | 44.0  | 0.0       | .        | 0.0   | .         | 2.0      | 2.0   |
| Griffith                 | 9001  | 2.00 | 0.0                           | 223.0    | 223.0 | 0.0       | .        | 0.0   | .         | 4.0      | 4.0   |
| Grove                    | 9003  | 2.00 | 0.0                           | 570.0    | 570.0 | 0.0       | .        | 0.0   | .         | 3.0      | 3.0   |
| Hirsch                   | 9001  | 2.44 | 0.0                           | 782.0    | 782.0 | 0.0       | .        | 0.0   | .         | 4.0      | 4.0   |
| Jones                    | 9199  | 1.00 | 0.0                           | 120.0    | 120.0 | 0.0       | .        | 0.0   | .         | 2.0      | 2.0   |
| Krieger                  | 9166  | 3.00 | .                             | .        | .     | .         | .        | .     | .         | .        | .     |
| Landau                   | 9003  | 2.00 | 0.0                           | 323.0    | 323.0 | 0.0       | .        | 0.0   | .         | 3.0      | 3.0   |
| Lavia                    | 9120  | 2.00 | 0.0                           | 405.0    | 405.0 | 0.0       | .        | 0.0   | .         | 4.0      | 4.0   |
| Lee                      | 9002  | 1.45 | 0.0                           | 360.0    | 360.0 | 0.0       | .        | 0.0   | .         | 3.0      | 3.0   |
| Linford                  | 9003  | 2.00 | 0.0                           | 390.0    | 390.0 | 0.0       | .        | 0.0   | .         | 3.0      | 3.0   |
| Logan                    | 9001  | 1.00 | 0.0                           | 260.0    | 260.0 | 0.0       | .        | 0.0   | .         | 2.0      | 2.0   |
| Markel                   | 9002  | 1.00 | 0.0                           | 183.0    | 183.0 | 0.0       | .        | 0.0   | .         | 2.0      | 2.0   |
| Markell                  | 9001  | 2.00 | 0.0                           | 573.0    | 573.0 | 0.0       | .        | 0.0   | .         | 7.0      | 7.0   |
| Matthews                 | 9120  | 2.00 | 0.0                           | 129.0    | 129.0 | 0.0       | .        | 0.0   | .         | 2.0      | 2.0   |
| Rossi                    | 9001  | 2.00 | 0.0                           | 506.0    | 506.0 | 0.0       | .        | 0.0   | .         | 3.0      | 3.0   |
| Ruhl                     | 9001  | 2.00 | 0.0                           | 578.0    | 578.0 | 0.0       | .        | 0.0   | .         | 6.0      | 6.0   |
| Sandrik                  | 9003  | 2.00 | 0.0                           | 177.0    | 177.0 | 0.0       | .        | 0.0   | .         | 2.0      | 2.0   |
| Seidenfeld               | 9001  | 1.43 | 0.0                           | 414.0    | 414.0 | 0.0       | .        | 0.0   | .         | 2.0      | 2.0   |
| Stern                    | 9001  | 2.00 | 0.0                           | 473.0    | 473.0 | 0.0       | .        | 0.0   | .         | 4.0      | 4.0   |



| Fall 2014 - Spring 2015: |       |             | Organized Courses (C, D, & L) |                 |                 |            |            |            |            |              |              |
|--------------------------|-------|-------------|-------------------------------|-----------------|-----------------|------------|------------|------------|------------|--------------|--------------|
| E&G Faculty Member       |       |             | SCH                           |                 |                 | Headcount  |            |            | Sections   |              |              |
| Last Name                | Class | FTE         | Undergrad                     | Graduate        | Total           | Undergrad  | Graduate   | Total      | Undergrad  | Graduate     | Total        |
| Stone                    | 9166  | 2.67        | 6.0                           | 69.0            | 75.0            | 0.0        | 0.0        | 0.0        | 1.0        | 2.0          | 3.0          |
| Taylor                   | 9120  | 2.00        | 0.0                           | 134.0           | 134.0           | 0.0        | .          | 0.0        | .          | 2.0          | 2.0          |
| Teson                    | 9009  | 2.41        | 0.0                           | 276.0           | 276.0           | 0.0        | .          | 0.0        | .          | 4.0          | 4.0          |
| Tolson                   | 9003  | 1.00        | 0.0                           | 204.0           | 204.0           | 0.0        | .          | 0.0        | .          | 1.0          | 1.0          |
| Utset                    | 9001  | 2.00        | 0.0                           | 441.0           | 441.0           | 0.0        | .          | 0.0        | .          | 4.0          | 4.0          |
| Weidner                  | 9001  | 1.00        | 0.0                           | 45.0            | 45.0            | 0.0        | .          | 0.0        | .          | 1.0          | 1.0          |
| Wolf                     | 9120  | 2.00        | 0.0                           | 474.0           | 474.0           | 0.0        | .          | 0.0        | .          | 3.0          | 3.0          |
| Avg. per Faculty         |       | 1.81        | 0.1                           | 341.6           | 341.8           | 0.0        | 0.0        | 0.0        | 1.0        | 3.4          | 3.5          |
| <i>Total</i>             |       | <i>81.3</i> | <i>6.1</i>                    | <i>14,690.6</i> | <i>14,696.8</i> | <i>0.0</i> | <i>0.0</i> | <i>0.0</i> | <i>2.0</i> | <i>147.4</i> | <i>148.5</i> |

| Fall 2014 - Spring 2015: |       |      | Individualized Courses (G, T, I, O, P, R, S, & Z) |          |       |           |          |       |           |          |       |
|--------------------------|-------|------|---|----------|-------|-----------|----------|-------|-----------|----------|-------|
| E&G Faculty Member       |       |      | SCH   |          |       | Headcount |          |       | Sections  |          |       |
| Last Name                | Class | FTE  | Undergrad   | Graduate | Total | Undergrad | Graduate | Total | Undergrad | Graduate | Total |
| Abbott                   | 9009  | 2.00 | .   | .        | .     | .         | .        | .     | .         | .        | .     |
| Adelson                  | 9121  | 0.50 | .   | .        | .     | .         | .        | .     | .         | .        | .     |
| Alces                    | 9003  | 2.00 | .   | .        | .     | .         | .        | .     | .         | .        | .     |
| Annino                   | 9166  | 0.40 | 0.0   | 102.0    | 102.0 | 0.0       | .        | 0.0   | .         | 3.0      | 3.0   |
| Atkinson                 | 9001  | 2.26 | .   | .        | .     | .         | .        | .     | .         | .        | .     |
| Bayern                   | 9003  | 2.00 | .   | .        | .     | .         | .        | .     | .         | .        | .     |
| Blenkhorn                | 9120  | 2.00 | 0.0   | 70.0     | 70.0  | 0.0       | .        | 0.0   | .         | 1.0      | 1.0   |
| Bridgeman                | 9002  | 2.38 | 0.0   | 6.0      | 6.0   | 0.0       | .        | 0.0   | .         | 3.0      | 3.0   |
| Burch                    | 9003  | 2.00 | 0.0   | 2.0      | 2.0   | 0.0       | .        | 0.0   | .         | 1.0      | 1.0   |
| Burch                    | 9121  | 2.00 | 0.0   | 70.0     | 70.0  | 0.0       | .        | 0.0   | .         | 1.0      | 1.0   |
| Christie                 | 9001  | 2.54 | 0.0   | 2.0      | 2.0   | 0.0       | .        | 0.0   | .         | 1.0      | 1.0   |
| Craig                    | 9001  | 2.00 | 0.0   | 2.0      | 2.0   | 0.0       | .        | 0.0   | .         | 1.0      | 1.0   |
| Curtin                   | 9121  | 2.00 | 0.0   | 68.0     | 68.0  | 0.0       | .        | 0.0   | .         | 1.0      | 1.0   |
| D                        | 9001  | 1.00 | .   | .        | .     | .         | .        | .     | .         | .        | .     |
| Daniels                  | 9199  | 1.00 | .   | .        | .     | .         | .        | .     | .         | .        | .     |
| Dodge                    | 9001  | 2.00 | .   | .        | .     | .         | .        | .     | .         | .        | .     |
| Fontaine                 | 9003  | 2.00 | .   | .        | .     | .         | .        | .     | .         | .        | .     |
| Gertz                    | 9120  | 1.00 | 0.0   | 435.0    | 435.0 | 0.0       | .        | 0.0   | .         | 13.0     | 13.0  |
| Gertz                    | 9166  | 2.00 | 0.0   | 435.0    | 435.0 | 0.0       | .        | 0.0   | .         | 13.0     | 13.0  |
| Griffith                 | 9001  | 2.00 | .   | .        | .     | .         | .        | .     | .         | .        | .     |
| Grove                    | 9003  | 2.00 | .   | .        | .     | .         | .        | .     | .         | .        | .     |
| Hirsch                   | 9001  | 2.44 | .   | .        | .     | .         | .        | .     | .         | .        | .     |
| Jones                    | 9199  | 1.00 | .   | .        | .     | .         | .        | .     | .         | .        | .     |
| Krieger                  | 9166  | 3.00 | 0.0   | 453.0    | 453.0 | 0.0       | .        | 0.0   | .         | 11.0     | 11.0  |
| Landau                   | 9003  | 2.00 | .   | .        | .     | .         | .        | .     | .         | .        | .     |
| Lavia                    | 9120  | 2.00 | .   | .        | .     | .         | .        | .     | .         | .        | .     |
| Lee                      | 9002  | 1.45 | .   | .        | .     | .         | .        | .     | .         | .        | .     |
| Linford                  | 9003  | 2.00 | .   | .        | .     | .         | .        | .     | .         | .        | .     |
| Logan                    | 9001  | 1.00 | .   | .        | .     | .         | .        | .     | .         | .        | .     |
| Markel                   | 9002  | 1.00 | .   | .        | .     | .         | .        | .     | .         | .        | .     |
| Markell                  | 9001  | 2.00 | .   | .        | .     | .         | .        | .     | .         | .        | .     |
| Matthews                 | 9120  | 2.00 | 0.0   | 68.0     | 68.0  | 0.0       | .        | 0.0   | .         | 1.0      | 1.0   |
| Rossi                    | 9001  | 2.00 | .   | .        | .     | .         | .        | .     | .         | .        | .     |
| Ruhl                     | 9001  | 2.00 | .   | .        | .     | .         | .        | .     | .         | .        | .     |
| Sandrik                  | 9003  | 2.00 | .   | .        | .     | .         | .        | .     | .         | .        | .     |
| Seidenfeld               | 9001  | 1.43 | 0.0   | 2.0      | 2.0   | 0.0       | .        | 0.0   | .         | 1.0      | 1.0   |
| Stern                    | 9001  | 2.00 | 0.0   | 2.0      | 2.0   | 0.0       | .        | 0.0   | .         | 1.0      | 1.0   |

| Fall 2014 - Spring 2015: |       |             | Individualized Courses (G, T, I, O, P, R, S, & Z) |                |                |            |          |            |           |             |             |
|--------------------------|-------|-------------|---|----------------|----------------|------------|----------|------------|-----------|-------------|-------------|
| E&G Faculty Member       |       |             | SCH   |                |                | Headcount  |          |            | Sections  |             |             |
| Last Name                | Class | FTE         | Undergrad   | Graduate       | Total          | Undergrad  | Graduate | Total      | Undergrad | Graduate    | Total       |
| Stone                    | 9166  | 2.67        | 0.0   | 107.0          | 107.0          | 0.0        | .        | 0.0        | .         | 3.0         | 3.0         |
| Taylor                   | 9120  | 2.00        | 0.0   | 66.0           | 66.0           | 0.0        | .        | 0.0        | .         | 1.0         | 1.0         |
| Teson                    | 9009  | 2.41        | 0.0   | 1.0            | 1.0            | 0.0        | .        | 0.0        | .         | 1.0         | 1.0         |
| Tolson                   | 9003  | 1.00        | .   | .              | .              | .          | .        | .          | .         | .           | .           |
| Utset                    | 9001  | 2.00        | .   | .              | .              | .          | .        | .          | .         | .           | .           |
| Weidner                  | 9001  | 1.00        | .   | .              | .              | .          | .        | .          | .         | .           | .           |
| Wolf                     | 9120  | 2.00        | 0.0   | 66.0           | 66.0           | 0.0        | .        | 0.0        | .         | 1.0         | 1.0         |
| Avg. per Faculty         |       | 1.81        | 0.0   | 108.7          | 108.7          | 0.0        | .        | 0.0        | .         | 3.2         | 3.2         |
| <i>Total</i>             |       | <i>81.3</i> | <i>0.0</i>  | <i>2,065.7</i> | <i>2,065.7</i> | <i>0.0</i> | .        | <i>0.0</i> | .         | <i>61.2</i> | <i>61.2</i> |

| Fall 2014 - Spring 2015: |       |      | All Courses |          |       |           |          |       |           |          |       |
|--------------------------|-------|------|-------------|----------|-------|-----------|----------|-------|-----------|----------|-------|
| E&G Faculty Member       |       |      | SCH         |          |       | Headcount |          |       | Sections  |          |       |
| Last Name                | Class | FTE  | Undergrad   | Graduate | Total | Undergrad | Graduate | Total | Undergrad | Graduate | Total |
| Abbott                   | 9009  | 2.00 | 0.0         | 309.0    | 309.0 | 0.0       | .        | 0.0   | .         | 4.0      | 4.0   |
| Adelson                  | 9121  | 0.50 | 0.0         | 59.0     | 59.0  | 0.0       | .        | 0.0   | .         | 1.5      | 1.5   |
| Alces                    | 9003  | 2.00 | 0.0         | 527.0    | 527.0 | 0.0       | .        | 0.0   | .         | 3.0      | 3.0   |
| Annino                   | 9166  | 0.40 | 0.0         | 102.0    | 102.0 | 0.0       | .        | 0.0   | .         | 3.0      | 3.0   |
| Atkinson                 | 9001  | 2.26 | 0.0         | 537.0    | 537.0 | 0.0       | .        | 0.0   | .         | 4.5      | 4.5   |
| Bayern                   | 9003  | 2.00 | 0.0         | 694.0    | 694.0 | 0.0       | .        | 0.0   | .         | 3.0      | 3.0   |
| Blenkhorn                | 9120  | 2.00 | 0.0         | 198.0    | 198.0 | 0.0       | .        | 0.0   | .         | 3.0      | 3.0   |
| Bridgeman                | 9002  | 2.38 | 0.0         | 891.0    | 891.0 | 0.0       | .        | 0.0   | .         | 7.5      | 7.5   |
| Burch                    | 9003  | 2.00 | 0.0         | 745.0    | 745.0 | 0.0       | .        | 0.0   | .         | 4.0      | 4.0   |
| Burch                    | 9121  | 2.00 | 0.0         | 172.0    | 172.0 | 0.0       | .        | 0.0   | .         | 2.0      | 2.0   |
| Christie                 | 9001  | 2.54 | 0.0         | 365.0    | 365.0 | 0.0       | .        | 0.0   | .         | 24.0     | 24.0  |
| Craig                    | 9001  | 2.00 | 0.0         | 517.0    | 517.0 | 0.0       | .        | 0.0   | .         | 9.0      | 9.0   |
| Curtin                   | 9121  | 2.00 | 0.0         | 173.0    | 173.0 | 0.0       | .        | 0.0   | .         | 2.0      | 2.0   |
| D                        | 9001  | 1.00 | 0.0         | 75.0     | 75.0  | 0.0       | .        | 0.0   | .         | 1.5      | 1.5   |
| Daniels                  | 9199  | 1.00 | 0.0         | 333.0    | 333.0 | 0.0       | .        | 0.0   | .         | 1.0      | 1.0   |
| Dodge                    | 9001  | 2.00 | 0.0         | 318.0    | 318.0 | 0.0       | .        | 0.0   | .         | 3.0      | 3.0   |
| Fontaine                 | 9003  | 2.00 | 0.0         | 459.0    | 459.0 | 0.0       | .        | 0.0   | .         | 3.0      | 3.0   |
| Gertz                    | 9120  | 1.00 | 0.0         | 479.0    | 479.0 | 0.0       | .        | 0.0   | .         | 15.0     | 15.0  |
| Gertz                    | 9166  | 2.00 | 0.0         | 479.0    | 479.0 | 0.0       | .        | 0.0   | .         | 15.0     | 15.0  |
| Griffith                 | 9001  | 2.00 | 0.0         | 223.0    | 223.0 | 0.0       | .        | 0.0   | .         | 4.0      | 4.0   |
| Grove                    | 9003  | 2.00 | 0.0         | 570.0    | 570.0 | 0.0       | .        | 0.0   | .         | 3.0      | 3.0   |
| Hirsch                   | 9001  | 2.44 | 0.0         | 782.0    | 782.0 | 0.0       | .        | 0.0   | .         | 4.0      | 4.0   |
| Jones                    | 9199  | 1.00 | 0.0         | 120.0    | 120.0 | 0.0       | .        | 0.0   | .         | 2.0      | 2.0   |
| Krieger                  | 9166  | 3.00 | 0.0         | 453.0    | 453.0 | 0.0       | .        | 0.0   | .         | 11.0     | 11.0  |
| Landau                   | 9003  | 2.00 | 0.0         | 323.0    | 323.0 | 0.0       | .        | 0.0   | .         | 3.0      | 3.0   |
| Lavia                    | 9120  | 2.00 | 0.0         | 405.0    | 405.0 | 0.0       | .        | 0.0   | .         | 4.0      | 4.0   |
| Lee                      | 9002  | 1.45 | 0.0         | 360.0    | 360.0 | 0.0       | .        | 0.0   | .         | 3.0      | 3.0   |
| Linford                  | 9003  | 2.00 | 0.0         | 390.0    | 390.0 | 0.0       | .        | 0.0   | .         | 3.0      | 3.0   |
| Logan                    | 9001  | 1.00 | 0.0         | 260.0    | 260.0 | 0.0       | .        | 0.0   | .         | 2.0      | 2.0   |
| Markel                   | 9002  | 1.00 | 0.0         | 183.0    | 183.0 | 0.0       | .        | 0.0   | .         | 2.0      | 2.0   |
| Markell                  | 9001  | 2.00 | 0.0         | 573.0    | 573.0 | 0.0       | .        | 0.0   | .         | 7.0      | 7.0   |
| Matthews                 | 9120  | 2.00 | 0.0         | 197.0    | 197.0 | 0.0       | .        | 0.0   | .         | 3.0      | 3.0   |
| Rossi                    | 9001  | 2.00 | 0.0         | 506.0    | 506.0 | 0.0       | .        | 0.0   | .         | 3.0      | 3.0   |
| Ruhl                     | 9001  | 2.00 | 0.0         | 578.0    | 578.0 | 0.0       | .        | 0.0   | .         | 6.0      | 6.0   |
| Sandrik                  | 9003  | 2.00 | 0.0         | 177.0    | 177.0 | 0.0       | .        | 0.0   | .         | 2.0      | 2.0   |
| Seidenfeld               | 9001  | 1.43 | 0.0         | 416.0    | 416.0 | 0.0       | .        | 0.0   | .         | 3.0      | 3.0   |
| Stern                    | 9001  | 2.00 | 0.0         | 475.0    | 475.0 | 0.0       | .        | 0.0   | .         | 5.0      | 5.0   |

| Fall 2014 - Spring 2015: |       |             | All Courses |                 |                 |            |            |            |            |              |              |
|--------------------------|-------|-------------|-------------|-----------------|-----------------|------------|------------|------------|------------|--------------|--------------|
| E&G Faculty Member       |       |             | SCH         |                 |                 | Headcount  |            |            | Sections   |              |              |
| Last Name                | Class | FTE         | Undergrad   | Graduate        | Total           | Undergrad  | Graduate   | Total      | Undergrad  | Graduate     | Total        |
| Stone                    | 9166  | 2.67        | 6.0         | 176.0           | 182.0           | 0.0        | 0.0        | 0.0        | 1.0        | 5.0          | 6.0          |
| Taylor                   | 9120  | 2.00        | 0.0         | 200.0           | 200.0           | 0.0        | .          | 0.0        | .          | 3.0          | 3.0          |
| Teson                    | 9009  | 2.41        | 0.0         | 277.0           | 277.0           | 0.0        | .          | 0.0        | .          | 5.0          | 5.0          |
| Tolson                   | 9003  | 1.00        | 0.0         | 204.0           | 204.0           | 0.0        | .          | 0.0        | .          | 1.0          | 1.0          |
| Utset                    | 9001  | 2.00        | 0.0         | 441.0           | 441.0           | 0.0        | .          | 0.0        | .          | 4.0          | 4.0          |
| Weidner                  | 9001  | 1.00        | 0.0         | 45.0            | 45.0            | 0.0        | .          | 0.0        | .          | 1.0          | 1.0          |
| Wolf                     | 9120  | 2.00        | 0.0         | 540.0           | 540.0           | 0.0        | .          | 0.0        | .          | 4.0          | 4.0          |
| Avg. per Faculty         |       | 1.81        | 0.1         | 370.6           | 370.7           | 0.0        | 0.0        | 0.0        | 1.0        | 4.6          | 4.6          |
| <i>Total</i>             |       | <i>81.3</i> | <i>6.1</i>  | <i>16,676.6</i> | <i>16,682.7</i> | <i>0.0</i> | <i>0.0</i> | <i>0.0</i> | <i>2.0</i> | <i>206.6</i> | <i>207.6</i> |

**Operating Budget E & G Position FTE and Rate Totals by Pay Plan and Filled/Vacant**

**College of Law**

*College of Law*

|   | <b>2011-12</b>      | <b>2012-13</b>      | <b>2013-14</b>      | <b>2014-15</b>      | <b>2015-16</b>      |
|---|---------------------|---------------------|---------------------|---------------------|---------------------|
| <b>Filled 9 and 12 Month Faculty</b>      |                     |                     |                     |                     |                     |
| Sum of FTE                                | 45.59               | 47.59               | 46.59               | 47.59               | 48.59               |
| Sum of PersonYr                           | 36.74               | 38.23               | 37.74               | 38.74               | 39.23               |
| Sum of Rate                               | \$ 6,270,086        | \$ 6,521,878        | \$ 6,702,931        | \$ 6,836,007        | \$ 7,083,578        |
| <b>Filled Staff Support</b>               |                     |                     |                     |                     |                     |
| Sum of FTE                                | 35                  | 34                  | 34                  | 36                  | 36                  |
| Sum of PersonYr                           | 35                  | 34                  | 34                  | 36                  | 36                  |
| Sum of Rate                               | \$ 1,298,470        | \$ 1,261,889        | \$ 1,265,142        | \$ 1,360,863        | \$ 1,427,680        |
| <b>Summer Faculty</b>                     |                     |                     |                     |                     |                     |
| Sum of FTE                                | 8.25                | 4.26                | 24.35               | 22.27               | 22.81               |
| Sum of PersonYr                           | 1.2077              | 0.8597              | 1.0615              | 1.136               | 0.9921              |
| Sum of Rate                               | \$ 207,550          | \$ 107,962          | \$ 176,848          | \$ 195,596          | \$ 173,340          |
| <b>Vacant &amp; Reserve Faculty</b>       |                     |                     |                     |                     |                     |
| Sum of FTE                                | 8                   | 5                   | 7                   | 6                   | 5                   |
| Sum of PersonYr                           | 5.98                | 3.74                | 5.23                | 4.48                | 3.99                |
| Sum of Rate                               | \$ 832,634          | \$ 523,634          | \$ 636,448          | \$ 720,732          | \$ 682,959          |
| <b>Vacant &amp; Reserve Staff Support</b> |                     |                     |                     |                     |                     |
| Sum of FTE                                |                     | 2.25                | 3                   | 1                   | 1                   |
| Sum of PersonYr                           |                     | 2.25                | 3                   | 1                   | 1                   |
| Sum of Rate                               |                     | \$ 36,191           | \$ 76,956           | \$ 44,000           | \$ 26,187           |
| <b>Other Non_summer Faculty</b>           |                     |                     |                     |                     |                     |
| Sum of FTE                                |                     | 1                   |                     |                     |                     |
| Sum of PersonYr                           |                     | 0.9961              |                     |                     |                     |
| Sum of Rate                               |                     | \$ 90,000.00        |                     |                     |                     |
| <b>Total Sum of FTE</b>                   | <b>96.84</b>        | <b>94.1</b>         | <b>114.94</b>       | <b>112.86</b>       | <b>113.4</b>        |
| <b>Total Sum of PersonYr</b>              | <b>78.92</b>        | <b>80.07</b>        | <b>81.03</b>        | <b>81.36</b>        | <b>81.21</b>        |
| <b>Total Sum of Rate</b>                  | <b>\$ 8,608,740</b> | <b>\$ 8,541,554</b> | <b>\$ 8,858,325</b> | <b>\$ 9,157,198</b> | <b>\$ 9,393,744</b> |

**E & G Expenditures by Budget Category, By Object Code, Department withing Colleges**

|                       |                                | <b>2010-11</b>       | <b>2011-12</b>       | <b>2012-13</b>      | <b>2013-14</b>       | <b>2014-15</b>       |
|-----------------------|--------------------------------|----------------------|----------------------|---------------------|----------------------|----------------------|
| <b>College of Law</b> |                                |                      |                      |                     |                      |                      |
| <b>SALARY</b>         | FACULTY                        | \$ 7,165,555         | \$ 7,203,421         | \$ 7,215,665        | \$ 7,500,627         | \$ 8,138,267         |
|                       | A&P                            | \$ 507,824           | \$ 532,836           | \$ 534,652          | \$ 593,443           | \$ 662,245           |
|                       | USPS                           | \$ 987,600           | \$ 908,972           | \$ 855,132          | \$ 863,312           | \$ 900,229           |
|                       | FRINGE BENEFITS                | \$ 2,197,890         | \$ 1,930,612         | \$ 1,869,745        | \$ 2,125,879         | \$ 2,389,358         |
|                       | OTHER SALARY                   |                      |                      | \$ 45,160           | \$ 71,847            | \$ 34,118            |
|                       | <b>SALARY Total</b>            | \$ 10,858,869        | \$ 10,575,841        | \$10,520,354        | \$ 11,155,108        | \$ 12,124,217        |
| <b>EXPENSE</b>        | BEDDING & TEXTILES             |                      |                      |                     | \$ 12                |                      |
|                       | CONSTRUCTION SUPPLIES          | \$ 1,085             | \$ 229               | \$ 621              | \$ 806               | \$ 351               |
|                       | CONSULTING & OTHER             | \$ 238,785           | \$ 40,066            | \$ 269,467          | \$ 133,605           | \$ 208,852           |
|                       | EDUCATIONAL SUPPLIES           | \$ 8,666             | \$ 4,162             | \$ 10,769           | \$ 5,712             | \$ 10,380            |
|                       | EQUIPMENT & BOOKS              | \$ 42,312            | \$ 79,777            | \$ 114,565          | \$ 164,095           | \$ 260,342           |
|                       | EXPENSE OTHER                  |                      |                      | \$ 44,081           | \$ 54,757            | \$ 61,714            |
|                       | FOOD                           |                      | \$ 155               | \$ (50)             | \$ 491               |                      |
|                       | FREIGHT                        | \$ 694               | \$ 1,643             |                     |                      |                      |
|                       | INSURANCE & BENEFITS           | \$ 3,497             | \$ 1,663             | \$ 5,263            | \$ 5,267             | \$ 7,264             |
|                       | MAINT & HEATING SUPPLIE        | \$ 4,129             | \$ 3,643             | \$ 2,568            | \$ 5,078             | \$ 14,920            |
|                       | MOTOR FUELS & LUBRICANTS       |                      | \$ 331               | \$ 593              | \$ 594               | \$ 662               |
|                       | MOVING EXPENSES                |                      | \$ 1,500             | \$ 11,758           |                      | \$ 8,565             |
|                       | OFFICE SUPPLIES                | \$ 28,858            | \$ 39,441            | \$ 56,027           | \$ 48,933            | \$ 52,915            |
|                       | OTHER CURRENT CHARGES          | \$ 23,607            | \$ 35,937            | \$ 64,004           | \$ 149,834           | \$ 108,981           |
|                       | OTHER MATERIALS & SUPPI        | \$ 42,508            | \$ 14,019            | \$ 12,424           | \$ 11,735            | \$ 51,070            |
|                       | POSTAGE                        | \$ 50,766            | \$ 34,048            |                     |                      |                      |
|                       | PRINTING                       | \$ 72,527            | \$ 105,331           | \$ 132,508          | \$ 174,463           | \$ 161,055           |
|                       | PURCHASE FOR RESALE            |                      | \$ 20                |                     | \$ (30)              |                      |
|                       | RENTAL OF BUILDINGS            | \$ 75                | \$ 10,661            | \$ 10,643           | \$ 8,673             | \$ 3,710             |
|                       | RENTAL OF EQUIPMENT            | \$ 30,891            | \$ 44,778            | \$ 72,146           | \$ 76,099            | \$ 69,878            |
|                       | REPAIRS & MAINTENANCE          | \$ 49,148            | \$ 61,594            | \$ 70,981           | \$ 92,452            | \$ 90,708            |
|                       | TELEPHONE                      | \$ 159,222           | \$ 184,887           | \$ 187,236          | \$ 173,831           | \$ 199,798           |
|                       | TRAVEL                         | \$ 141,871           | \$ 243,203           | \$ 261,610          | \$ 303,618           | \$ 350,741           |
|                       | <b>EXPENSE Total</b>           | \$ 898,641           | \$ 907,088           | \$ 1,327,214        | \$ 1,410,025         | \$ 1,661,906         |
| <b>OPS</b>            | ADJUNCT FACULTY                | \$ 440,249           | \$ 359,858           |                     |                      |                      |
|                       | FACULTY ADJUNCTS               |                      |                      | \$ 407,283          | \$ 301,236           | \$ 343,006           |
|                       | FRINGE BENEFITS                |                      |                      | \$ 10,159           | \$ 7,765             | \$ 8,864             |
|                       | OPS FRINGE BENEFITS            | \$ 9,945             | \$ 8,955             |                     |                      |                      |
|                       | OPS OTHER                      | \$ 237,591           | \$ 238,859           | \$ 260,902          | \$ 207,873           | \$ 237,336           |
|                       | STUDENT ASST                   | \$ 216,037           | \$ 208,316           | \$ 214,602          | \$ 262,747           | \$ 243,776           |
|                       | <b>OPS Total</b>               | \$ 903,822           | \$ 815,988           | \$ 892,946          | \$ 779,621           | \$ 832,982           |
| <b>OCO</b>            | DATA PROCESSING EQUIPM         | \$ 22,850            |                      |                     |                      |                      |
|                       | EDUCATIONAL EQUIPMENT          |                      |                      |                     | \$ 11,708            |                      |
|                       | FURNITURE & EQUIPMENT          | \$ 127,151           |                      |                     | \$ 520               |                      |
|                       | <b>OCO Total</b>               | \$ 150,001           |                      |                     | \$ 12,228            |                      |
| <b>FINANCIAL AID</b>  | STUDENT FINANCIAL AID          | \$ 1,081,500         | \$ 1,400,000         |                     |                      |                      |
|                       | <b>FINANCIAL AID Total</b>     | \$ 1,081,500         | \$ 1,400,000         |                     |                      |                      |
| <b>LIBRARY RES</b>    | LIBRARY BOOKS                  |                      |                      |                     | \$ 494               |                      |
|                       | <b>LIBRARY RESOURCES Total</b> |                      |                      |                     | \$ 494               |                      |
| <b>Grand Total</b>    |                                | <b>\$ 13,892,833</b> | <b>\$ 13,698,917</b> | <b>\$12,740,514</b> | <b>\$ 13,357,476</b> | <b>\$ 14,619,105</b> |

College of Law  
Graduate Admissions

CIP: 220101

| Level             | Gender | Citizenship   | 2010-11      |            |            | 2011-12      |            |            | 2012-13      |              |            | 2013-14      |            |            | 2014-15      |            |            | 2015-16*     |            |            |
|-------------------|--------|---------------|--------------|------------|------------|--------------|------------|------------|--------------|--------------|------------|--------------|------------|------------|--------------|------------|------------|--------------|------------|------------|
|                   |        |               | Applied      | Accepted   | Enrolled   | Applied      | Accepted   | Enrolled   | Applied      | Accepted     | Enrolled   | Applied      | Accepted   | Enrolled   | Applied      | Accepted   | Enrolled   | Applied      | Accepted   | Enrolled   |
| Juris Doctorate   | Female | Domestic      | 1,587        | 362        | 94         | 1,251        | 333        | 105        | 1,226        | 420          | 116        | 1,008        | 428        | 118        | 844          | 330        | 84         | 892          | 109        | 99         |
|                   |        | International | 38           | 8          | 2          | 29           | 5          | 2          | 33           | 10           | 4          | 31           | 12         | 2          | 17           | 6          | 0          | 23           | 5          | 2          |
|                   | Male   | Domestic      | 2,021        | 532        | 165        | 1,467        | 495        | 157        | 1,324        | 570          | 151        | 1,102        | 525        | 137        | 1,107        | 503        | 140        | 1,052        | 131        | 119        |
|                   |        | International | 40           | 3          | 0          | 22           | 5          | 2          | 16           | 3            | 0          | 19           | 5          | 1          | 12           | 6          | 2          | 29           | 10         | 8          |
| <b>J.D. Total</b> |        |               | <b>3,686</b> | <b>905</b> | <b>261</b> | <b>2,769</b> | <b>838</b> | <b>266</b> | <b>2,599</b> | <b>1,003</b> | <b>271</b> | <b>2,160</b> | <b>970</b> | <b>258</b> | <b>1,980</b> | <b>845</b> | <b>226</b> | <b>1,996</b> | <b>255</b> | <b>228</b> |

CIP: 220201

| Level             | Gender | Citizenship   | 2010-11  |          |          | 2011-12  |          |          | 2012-13  |          |          | 2013-14  |          |          | 2014-15  |          |          | 2015-16*  |          |          |
|-------------------|--------|---------------|----------|----------|----------|----------|----------|----------|----------|----------|----------|----------|----------|----------|----------|----------|----------|-----------|----------|----------|
|                   |        |               | Applied  | Accepted | Enrolled | Applied  | Accepted | Enrolled | Applied  | Accepted | Enrolled | Applied  | Accepted | Enrolled | Applied  | Accepted | Enrolled | Applied   | Accepted | Enrolled |
| Juris Master's    | Female | Domestic      | 0        | 0        | 0        | 0        | 0        | 0        | 0        | 0        | 0        | 0        | 0        | 0        | 3        | 2        | 2        | 6         | 2        | 2        |
|                   |        | International | 0        | 0        | 0        | 0        | 0        | 0        | 0        | 0        | 0        | 0        | 0        | 0        | 0        | 0        | 0        | 0         | 0        | 0        |
|                   | Male   | Domestic      | 0        | 0        | 0        | 0        | 0        | 0        | 0        | 0        | 0        | 0        | 0        | 0        | 0        | 0        | 0        | 4         | 1        | 1        |
|                   |        | International | 0        | 0        | 0        | 0        | 0        | 0        | 0        | 0        | 0        | 0        | 0        | 0        | 0        | 0        | 0        | 0         | 0        | 0        |
| <b>J.M. Total</b> |        |               | <b>0</b> | <b>0</b> | <b>0</b> | <b>0</b> | <b>0</b> | <b>0</b> | <b>0</b> | <b>0</b> | <b>0</b> | <b>0</b> | <b>0</b> | <b>0</b> | <b>3</b> | <b>2</b> | <b>2</b> | <b>10</b> | <b>3</b> | <b>3</b> |

CIP: 220202

| Level                 | Gender | Citizenship   | 2010-11   |           |          | 2011-12   |          |          | 2012-13   |           |          | 2013-14   |           |          | 2014-15   |           |           | 2015-16*  |           |          |
|-----------------------|--------|---------------|-----------|-----------|----------|-----------|----------|----------|-----------|-----------|----------|-----------|-----------|----------|-----------|-----------|-----------|-----------|-----------|----------|
|                       |        |               | Applied   | Accepted  | Enrolled | Applied   | Accepted | Enrolled | Applied   | Accepted  | Enrolled | Applied   | Accepted  | Enrolled | Applied   | Accepted  | Enrolled  | Applied   | Accepted  | Enrolled |
| Master's              | Female | Domestic      | 3         | 3         | 1        | 0         | 0        | 0        | 2         | 2         | 1        | 1         | 1         | 1        | 5         | 5         | 4         | 5         | 4         | 1        |
|                       |        | International | 5         | 5         | 0        | 9         | 6        | 0        | 10        | 6         | 3        | 10        | 10        | 2        | 18        | 17        | 3         | 16        | 14        | 0        |
|                       | Male   | Domestic      | 1         | 1         | 1        | 2         | 2        | 2        | 3         | 1         | 0        | 6         | 5         | 5        | 1         | 1         | 0         | 2         | 1         | 1        |
|                       |        | International | 2         | 2         | 1        | 3         | 1        | 0        | 22        | 8         | 3        | 17        | 14        | 1        | 31        | 29        | 10        | 19        | 8         | 0        |
| <b>Master's Total</b> |        |               | <b>11</b> | <b>11</b> | <b>3</b> | <b>14</b> | <b>9</b> | <b>2</b> | <b>37</b> | <b>17</b> | <b>7</b> | <b>34</b> | <b>30</b> | <b>9</b> | <b>55</b> | <b>52</b> | <b>17</b> | <b>42</b> | <b>27</b> | <b>2</b> |

CIP: 220207

| Level                 | Gender | Citizenship   | 2010-11  |          |          | 2011-12   |          |          | 2012-13  |          |          | 2013-14  |          |          | 2014-15  |          |          | 2015-16* |          |          |
|-----------------------|--------|---------------|----------|----------|----------|-----------|----------|----------|----------|----------|----------|----------|----------|----------|----------|----------|----------|----------|----------|----------|
|                       |        |               | Applied  | Accepted | Enrolled | Applied   | Accepted | Enrolled | Applied  | Accepted | Enrolled | Applied  | Accepted | Enrolled | Applied  | Accepted | Enrolled | Applied  | Accepted | Enrolled |
| Master's              | Female | Domestic      | 3        | 3        | 3        | 2         | 1        | 1        | 2        | 2        | 0        | 1        | 1        | 0        | 0        | 0        | 0        | 1        | 0        | 0        |
|                       |        | International | 0        | 0        | 0        | 1         | 1        | 0        | 0        | 0        | 0        | 1        | 1        | 0        | 1        | 0        | 0        | 3        | 2        | 0        |
|                       | Male   | Domestic      | 2        | 2        | 1        | 8         | 6        | 4        | 4        | 3        | 3        | 3        | 3        | 3        | 2        | 2        | 2        | 1        | 1        | 1        |
|                       |        | International | 0        | 0        | 0        | 0         | 0        | 0        | 0        | 0        | 0        | 0        | 0        | 0        | 0        | 0        | 0        | 3        | 3        | 1        |
| <b>Master's Total</b> |        |               | <b>5</b> | <b>5</b> | <b>4</b> | <b>11</b> | <b>8</b> | <b>5</b> | <b>6</b> | <b>5</b> | <b>3</b> | <b>5</b> | <b>5</b> | <b>3</b> | <b>3</b> | <b>2</b> | <b>2</b> | <b>8</b> | <b>6</b> | <b>2</b> |

\*Spring 2016 admissions data is not included.

Source: Admissions Files



**College of Law  
Graduate Admissions - Average LSAT and College GPA**

**Enrolled New Law Students**

| <b>CIP Code</b> | <b>Year</b> | <b>Number of<br/>LSAT Scores</b> | <b>Test Score<br/>Average</b> | <b>Number<br/>of GPAs</b> | <b>Average<br/>GPA</b> |
|-----------------|-------------|----------------------------------|-------------------------------|---------------------------|------------------------|
|                 | 2010-11     | 249                              | 160                           | 261                       | 3.6                    |
|                 | 2011-12     | 253                              | 159                           | 266                       | 3.8                    |
| 220101          | 2012-13     | 265                              | 157                           | 271                       | 3.8                    |
|                 | 2013-14     | 254                              | 156                           | 258                       | 3.6                    |
|                 | 2014-15     | 212                              | 158                           | 226                       | 3.6                    |
|                 | 2015-16     | 208                              | 157                           | 208                       | 3.4                    |

*\*Spring 2016 admissions data is not included.*

*Source: Admissions Files*